






2025 Sustainability Report





01 Company profile	3	06 Health, safety and wellbeing	31	10 Sustainable manufacturing	57
02 A letter from Tim Breen and Thomas Caulfield	10	<ul style="list-style-type: none"> ◦ Highlights ◦ Our approach ◦ Safety performance in the workplace ◦ Managing chemicals safely ◦ Promoting health and wellbeing 		<ul style="list-style-type: none"> ◦ Highlights ◦ Our approach ◦ Our resource conservation strategy and goals ◦ Climate risk mitigation – GF Journey to Zero Carbon ◦ Energy ◦ Water ◦ Air emissions ◦ Materials management and product compliance ◦ Biodiversity ◦ Environmental compliance 	
03 Sustainability priorities and strategy	12				
<ul style="list-style-type: none"> ◦ Highlights ◦ GF stakeholders and engagement channels ◦ GF sustainability priorities ◦ GF’s sustainability strategy 		07 Technology for humanity	35		
		<ul style="list-style-type: none"> ◦ Highlights ◦ What we make ◦ GF’s differentiated technology platforms ◦ End markets we serve 			
04 Governance	17	08 People	39	11 Responsible sourcing	73
<ul style="list-style-type: none"> ◦ Highlights ◦ GF governance framework ◦ Sustainability governance ◦ Ethics and compliance ◦ Public policy engagement ◦ Risk management ◦ Crisis management and business continuity ◦ Secure manufacturing – cybersecurity 		<ul style="list-style-type: none"> ◦ Highlights ◦ Shape what’s essential ◦ Bringing on the best ◦ Lifelong learning and technical expertise ◦ Talent development ◦ Leadership development ◦ Workforce development ◦ Listening and feedback culture ◦ Inclusion and engagement ◦ Rewards and wellbeing ◦ Compensation practices 		<ul style="list-style-type: none"> ◦ Highlights ◦ Our approach ◦ Meeting our supplier diversity requirements ◦ Responsible supply chain ◦ Responsible sourcing – major supplier due diligence ◦ Responsible minerals sourcing 	
05 Human rights	27	09 Community impact	54	About this report	82
<ul style="list-style-type: none"> ◦ Highlights ◦ Our approach ◦ Human rights risk assessments and audits ◦ Human rights risk mapping 		<ul style="list-style-type: none"> ◦ Highlights ◦ GlobalGives 		Annex	85
				<ul style="list-style-type: none"> ◦ Site profiles ◦ People data ◦ GF supporting the UN Sustainable Development Goals (SDGs) ◦ Climate related disclosures ◦ GRI index ◦ SASB index ◦ GHG verification statement 	





Company profile



GlobalFoundries (GF) is a leading manufacturer of essential semiconductors the world relies on to live, work and connect.

The differentiated, essential chips we make enable billions of electronic devices that are pervasive in daily life and throughout nearly every sector of the global economy.

Company profile


GlobalFoundries (GF) is a leading manufacturer of essential semiconductors the world relies on to live, work and connect.

The differentiated, essential chips we make enable billions of electronic devices that are pervasive in daily life and throughout nearly every sector of the global economy. We are continually innovating and partnering with customers to enable newer, smarter and more power-efficient technologies for the automotive, smartphone, internet of things (IoT), communications infrastructure and datacenters and other high-growth end markets.

With our global team and manufacturing footprint spanning the U.S., Europe and Asia, GF is the trusted and dependable manufacturing arm for our customers, delivering differentiated essential chips globally and locally. Just as the chips we manufacture are vital to the innovations that are leading to a cleaner, healthier future, GF is committed to minimizing our impact on the environment, driving positive change and creating value through corporate responsibility.

GF's strategy: Three core pillars

CREATE DIFFERENTIATED, ESSENTIAL CHIP TECHNOLOGY



BUILD DEEP CUSTOMER AND ECOSYSTEM PARTNERSHIPS



DELIVER DEPENDABLE, GEOGRAPHICALLY DIVERSE OPERATIONS



Employees

~13,000

2024 Revenue*

\$6.75B

2024 Wafer shipments (300mm eq.)

2.1M

Patents

~9,000

Customers

200+

Manufacturing sites across three continents

4

* For full financial information, please refer to [GF's Investor Relations page](#).



■ Manufacturing locations
■ Regional offices >100 employees

Global footprint

GF's global manufacturing footprint enables us to make the differentiated technology platforms our customers need, where they want them produced, with the flexibility and security their supply chains require. GF has four world-class manufacturing sites, across the United States, Germany and Singapore. Our fabs (manufacturing sites) provide the scale, geographic diversification and flexibility to meet the dynamic needs of our customers around the globe. By manufacturing on three continents, GF delivers reliable capacity and supply chain security that are vital to our customers and the world economy.



Our mission, vision and values

Our mission

At GF, we innovate and partner with our customers to deliver solutions for humanity. We manufacture semiconductors around the globe.

Our vision

We are changing the industry that is changing the world.

Our values

We approach our work and our relationships with unyielding integrity and four key principles.

Create

Innovate beyond what is possible today. Differentiate our technology to enable customer success. Have a passion for problem-solving. Create value for our customers and our stakeholders.



Partner

Collaborate across all borders and boundaries. Strive for win-win outcomes. Build trust as the basis of every relationship.



Embrace

Diversity is a competitive advantage. The best ideas come from being inclusive. Act with a shared sense of purpose. Respect everyone.



Deliver

Our customers can count on us to deliver on our commitments. Work effectively, efficiently and decisively. Focus on outcomes and be accountable for results. Celebrate and reward success. Nothing matters without safety.




2024–2025 Company highlights

To better deliver for our customers and shape what is essential, we have announced a range of new innovations, milestones, partnerships, initiatives and long-term supply agreements, including:

- indie Semiconductor and GF announced a [strategic collaboration](#) to develop indie’s portfolio of high-performance radar systems-on-chip manufactured on GF’s 22FDX® platform, enabling more powerful advanced driver assistance systems for automobiles (March 2025)
- GF and MIT announced a new [master research agreement](#) to jointly pursue advancements and innovations for enhancing the performance and efficiency of critical semiconductor technologies, with an initial research focus on AI (February 2025)
- GF announced plans to create a [new, first-of-its-kind center](#) at its New York fab to offer advanced packaging and test capabilities for silicon photonics, heterogeneously integrated and other essential chips used in AI, automotive, aerospace and defense, and other markets (January 2025)
- GF [received an additional \\$9.5 million in federal funding](#) from the U.S. government to advance gallium nitride semiconductor manufacturing in Vermont, moving GF closer to large-scale production of these chips for a range of RF and high-power applications (December 2024)
- GF [announced its collaboration](#) with IDEMIA Secure Transactions (IST) to deliver new smart card chips on GF’s differentiated 28ESF3 process technology platform, which offers significant cost and time savings for chip developers (November 2024)
- GF and the U.S. government announced the finalization of an award of up to [\\$1.5 billion in direct funding to GF through the CHIPS and Science Act](#) to enable GF to expand its essential chip manufacturing and technology development in the U.S. (November 2024)
- [GF and NXP announce plan to leverage GF’s 22FDX® technology](#) and deliver next-generation, more power efficient and higher performance solutions across a range of end markets including automotive, IoT and smart mobile devices (October 2024)
- GF joined [Silicon Catalyst’s semiconductor startup ecosystem](#) as a strategic partner to jointly identify and provide early-stage startups with access to GF’s differentiated platforms, with a focus on IoT, automotive, AI, medical and quantum applications (September 2024)
- [GF acquired Tagore Technology’s power gallium nitride IP portfolio](#) to push the boundaries of efficiency and performance in a wide range of power applications in automotive, internet of things (IoT) and artificial intelligence datacenters (July 2024)
- GF and [BAE Systems announced a new collaboration](#) to align technology roadmaps and pursue joint research and development for advanced chip technologies including advanced packaging, gallium nitride and silicon photonics (June 2024)
- GF and [ElevATE Semiconductor announced a partnership](#) to provide a new supply of chips on GF’s power efficient and feature-rich 7HV semiconductor technology for commercial and national security applications (June 2024)

For the latest news and announcements from GlobalFoundries, please visit: [Newsroom | GlobalFoundries \(gf.com\)](#)

For additional information on GlobalFoundries, please see our 20-F filing with the U.S. SEC: [GF’s 2024 Form 20-F annual report \(gf.com\)](#)



Awards and recognitions

In recent years, GF has been recognized for outstanding employment practices and for exceptional CSR (Corporate Social Responsibility) and EHS (Environmental, Health and Safety) performance with the following awards and recognitions:

Sustainability performance ratings and frameworks

- Morningstar Sustainalytics: "Low Risk" ESG Risk Rating as of March 2025. Included in "Industry Top-Rated ESG Companies" list (2024, 2023)
- Institutional Shareholder Services (ISS): "Prime" Corporate ESG Performance rating, earning a decile¹ ranking of "1" as of October 2024
- S&P Corporate Sustainability Assessment (CSA): Our company placed in the top decile¹ for the semiconductors and semiconductor equipment industry in the S&P Global Corporate Sustainability Assessment (CSA) as of April 2025
- Newsweek: "America's Most Responsible Companies" list (2024, 2023)
- TIME: "World's Best Companies of 2024" list
- 3BL in partnership with Institutional Shareholder Services (ISS): "100 Best Corporate Citizens" list, 2024
- Carbon Disclosure Project: "B" rating for Climate Change (2024); "B" rating for Water Security (2024)

Environmental

- U.S. Environmental Protection Agency: 2022 Environmental Merit Award – GF Burlington, Vermont (2022)
- National Pollution Prevention Roundtable: 2022 Most Valuable Pollution Prevention Award – GF Malta, New York (2022) and GF Burlington, Vermont (2022)
- New York Power Authority (NYPA): Corporate Sustainability Leadership Award (2022)
- Casella Waste Systems: Sustainability Leadership Award – GF Burlington, Vermont (2022)

Occupational health and safety

- National Fire and Emergency Preparedness Council (NFEC): Fire Excellence Award – GF Singapore (2024)
- Healthiest Employers of the Capital District [Albany, NY] – GF Malta, New York (2018 – 2024)
- Vermont Governor's Excellence Award: Worksite Wellness – Gold level – GF Burlington, Vermont (2024, 2023, 2022, 2021, 2020), Silver (2019)
- EHS Today: America's Safest Companies Award (2020)²



¹ The decile rank indicates in which decile (tenth part of total) the rating ranks within the industry. The top decile or a decile ranking of "1" indicates the rating is within the top 10% for the industry.

² Companies are only eligible for this award every five years.

Talent: Workplace; inclusion and engagement

- Top 3 in the Digitalization & AI category at the German Qualified Workers Award (2025)
- Equity 100 Award, from the Human Rights Campaign (HRC) for being a leader in workplace inclusion (2025, 2024)
- Great Place to Work-Certified™ – GF Singapore (2024, 2023, 2022)
- Fast Company: “Best Workplaces for Innovators” in the Science and Technology category (2024)
- Employee Experience Awards (EXA) – GF Singapore (2024, 2023)
 - Overall Learning Award
 - Gold Best Award for:
 - In-House Certification Program
 - Capability Development Program for the HR Team
 - Learning & Development Program
 - Recruitment Referral System
- AccelHERate & DivHERsity Awards – GF India recognized as a Top 3 Company in the Electrical/Electronics/Semiconductor category (2024, 2023)
- Disability Equality: Best Places to Work for Disability Inclusion – GF US (2024)
- Workforce Transformation Award: Initiative by Workforce Singapore (2024)
- Process Excellence Award: Shared Services Summit & Awards (2024)
- Handshake Early Career Award – GF US (2024)

- Campus Forward Award – GF US (2025, 2024)
- Included in WayUp’s Top 100 Internship program (2023)
- Albany Business Review: “Women in Leadership” Award Winner – GF Fab 8 (2023, 2022)
- Business Council of New York State: Workforce Innovation Award (2022)
- Global Equity Organization Awards: Most Innovative Plan Award for Employee Stock Purchase Plan (2022)

Community: Philanthropy and educational partnerships

- Singapore Children’s Cancer Foundation: Gold Philanthropy Award (2022)

Responsible Business Alliance (RBA) Validated Assessment Program (VAP) audit recognition³

- GF Burlington, Vermont achieved the maximum score of 200 in its 2025 and 2023 VAP audits
- GF Malta, New York achieved the maximum score of 200 in its 2024 and 2022 VAP audits
- GF Dresden, Germany achieved the maximum score of 200 in its 2023 and 2021 VAP audits
- GF Singapore achieved the maximum score of 200 in its 2023⁴ and 2020 VAP audits



³ GF conducts two audits per year, alternating between the four sites. Each site is audited on a biennial cadence.

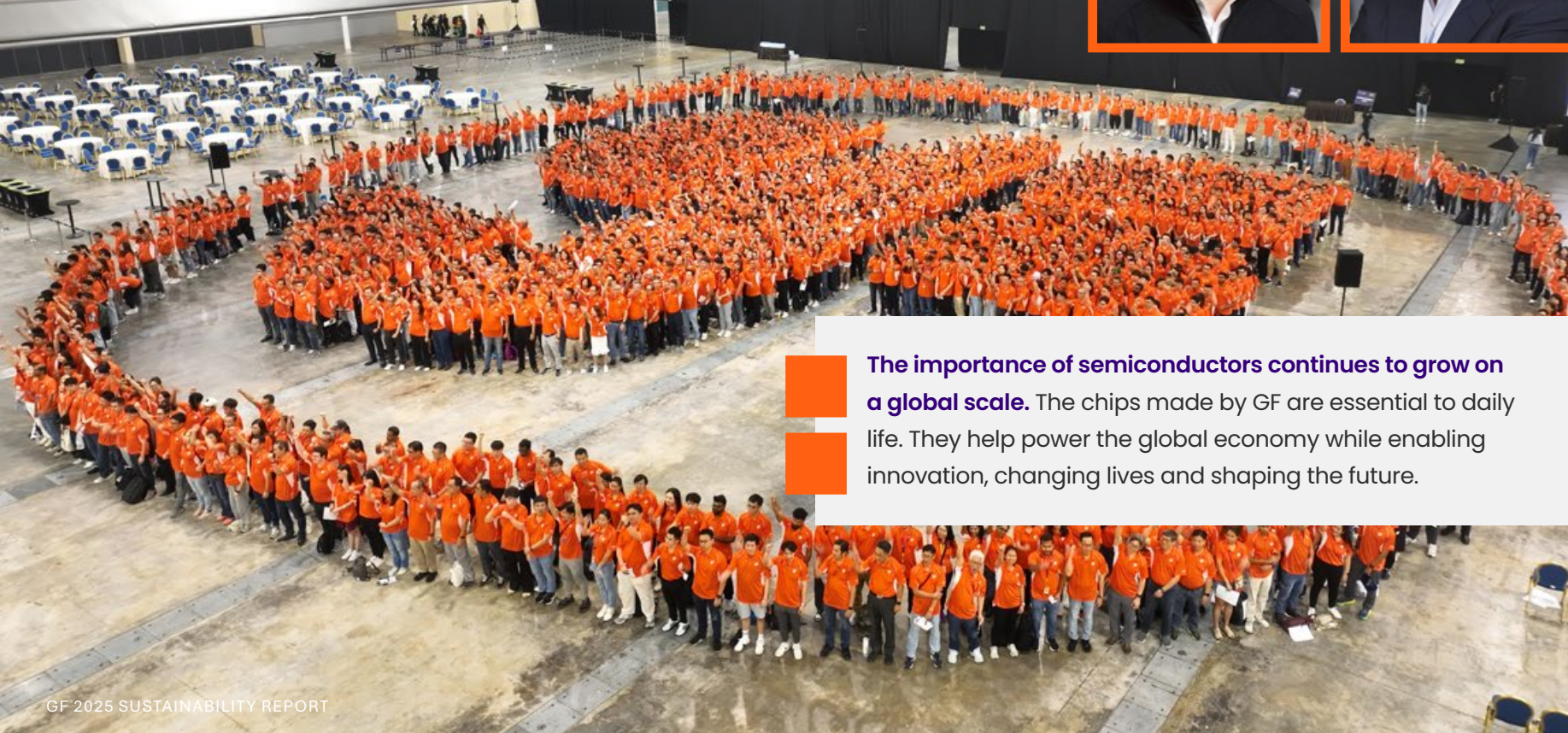
⁴ Closure audit for initial findings resulted in final score of 200.



02



A letter from Tim Breen and Thomas Caulfield



The importance of semiconductors continues to grow on a global scale. The chips made by GF are essential to daily life. They help power the global economy while enabling innovation, changing lives and shaping the future.



Semiconductors shaping a more sustainable future

The importance of semiconductors continues to grow on a global scale. The chips made by GF are essential to daily life. They help power the global economy while enabling innovation, changing lives and shaping the future.

Throughout the past year's unique market conditions, our company's strategy remained grounded in the needs of our customers and partners. We are committed to delivering differentiated essential chips, exceeding customer expectations and providing dependable operations across a geographically diverse manufacturing footprint in the U.S., Europe and Asia.

Just as GF's essential chips keep the world reliably and securely moving forward, it's increasingly clear to everyone the vital role of semiconductors to a safer, more sustainable and healthier future. At GF we take this responsibility to heart.

For example, our 22FDX®, 12LP, Fotonix™ platforms and other chip technologies are enabling today's systems and devices to be more power efficient while achieving higher performance. This is creating exciting new possibilities for datacenters and supporting AI processing at the edge. These same GF chip technologies are making possible more advanced medical equipment, automotive radar systems and wearable devices that are contributing to health, safety and wellness in our daily lives.

Our technology is also pushing forward what is possible for humanity. Chips made by GF orbit the Earth, are traveling through the solar system and are helping usher in a new era of reusable rockets and space exploration. Our next-generation gallium nitride technology will open doors to more efficient and

reliable smart grids, wireless infrastructure, electric vehicles and other efficient power management applications.

In addition to empowering our partners to innovate, we look inward and set a high bar for our own operations. GF is a leader in sustainable manufacturing with a longstanding commitment to minimizing our impact on the environment. Not only does this help our customers achieve their own sustainability goals, it's also the right thing to do for our team, our communities and the planet.

GF is making a positive impact, but there is more work to be done. Inspired by the progress our team has already made, this year GF accelerated our Journey to Zero Carbon. Our previous target was to reduce total greenhouse gas (GHG) emissions by 25% by 2030. To further support our own sustainability goals and the goals of our customers, GF has now committed to reducing total GHG emissions by 42% by 2030. As part of this pledge, GF has committed to set its GHG emission reduction target in alignment with the Science Based Target Initiative (SBTi), widely considered the gold standard for science-based carbon reduction targets.

It's important to note that GF is already on track to meet this more ambitious 42% reduction goal, which we'll accomplish through a thoughtful mix of energy efficiency improvements, state-of-the-art emissions controls, expanded use of alternative chemistries and use of lower-carbon power across our global manufacturing sites. As this work moves forward, we remain committed to our long-term goals of achieving net-zero GHG emissions and 100% carbon-neutral power by 2050.

Enabling new technologies to benefit humanity while being a leader in sustainable manufacturing are just two facets of GF's overall effort to make the world a better place for our

team, partners and communities. As a global team, every day we remain true to our values: create, embrace, partner and deliver. GF's values are the thread that connects all of the accomplishments and success represented in this report.


Underlying everything is our top priority of safety, at all levels, to protect our employees, technologies and customers. We're proud of our best-in-class safety performance and industry-leading GFShield program to safeguard GF and customer IP. We are equally proud of GF's many programs to empower our employees and create a culture of wellness, engagement and professional development. Supporting all our efforts are strong governance practices to ensure responsibility and accountability.

We would like to express our sincere gratitude to GF's global team who make all of this possible. Their hard work, dedication and commitment to delivering for our customers — all with unyielding integrity — continues to be an inspiration to us.

We invite you to explore this report to learn more about the progress the GF team is making every day.



Tim Breen
Chief Executive Officer

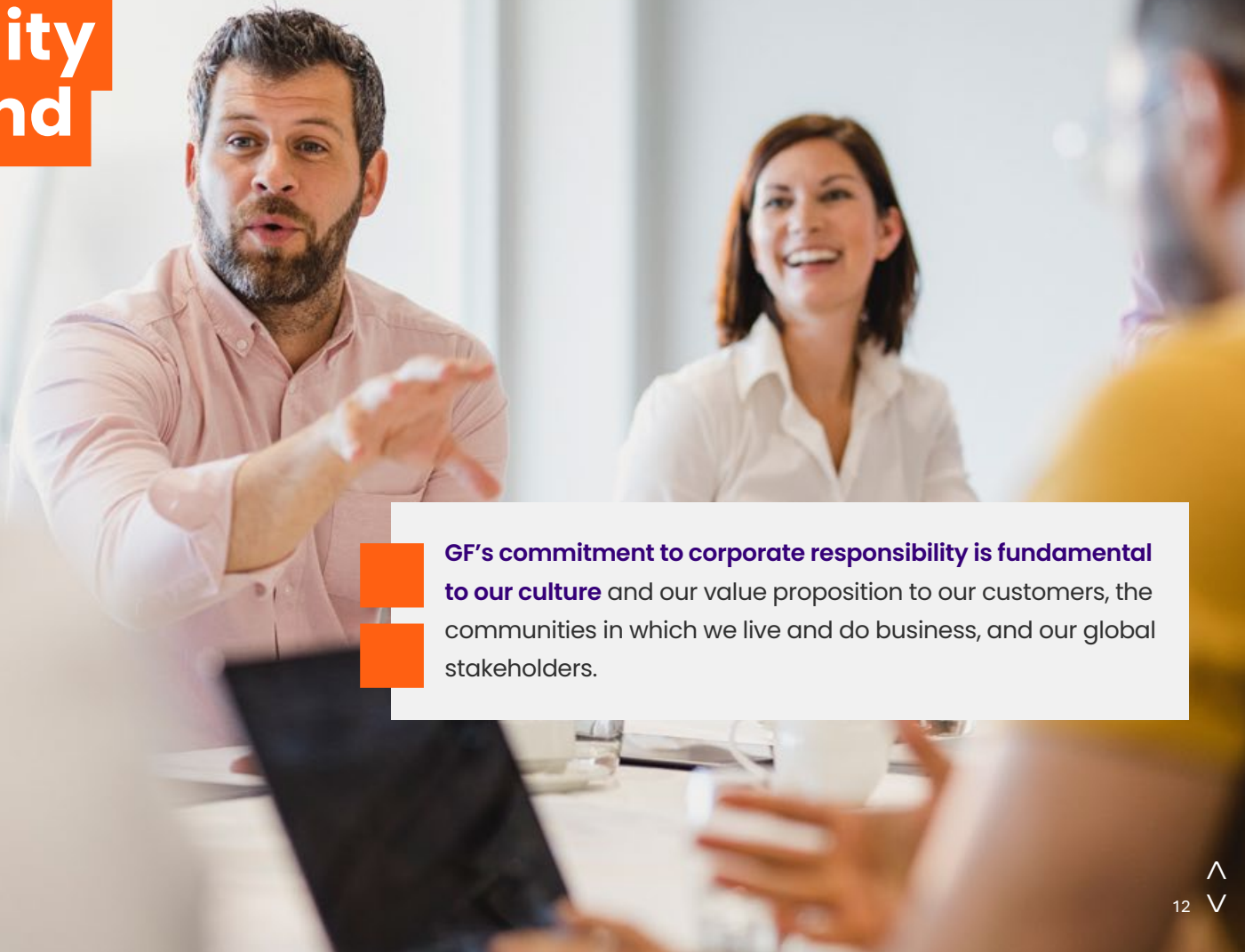


Dr. Thomas Caulfield
Executive Chairman



Sustainability priorities and strategy

03



GF's commitment to corporate responsibility is fundamental to our culture and our value proposition to our customers, the communities in which we live and do business, and our global stakeholders.

Highlights: Sustainability priorities and strategy

GF is dedicated to sustainable, ethical and responsible business practices. This commitment extends to the personal and social wellbeing of our employees, our supply chain and the environment.

In early 2025, we conducted a double materiality analysis to confirm our material topics list.

We engage regularly with our stakeholders to share perspectives and gain insights relevant to our operations, company and sustainability strategies.

Our Board-level sustainability goals are designed to drive progress in GF's sustainability priorities.

ONEGF Pulse Surveys. Recent surveys have focused on key elements that drive employee engagement, such as inclusion, wellbeing, role clarity, professional development, purpose, empowerment and emerging themes that impact employee experience. GF management translates survey feedback into actionable plans, communicates them to employees and implements relevant programs.

Customers

Our mission is to innovate and partner with our customers to deliver technology and solutions for humanity. We work closely with our customers, from startups to industry leaders, to identify the right technology and deliver the right solutions across established and emerging applications in their market segments. We engage with customers through regular customer meetings, surveys, customer inquiries and audits, as well as information sharing on supplier responsibility and human rights through dedicated information exchange platforms.

In every aspect of customer engagement, we prioritize the security of our customers' intellectual property and sensitive information.

Investors

In the spirit of transparency and active engagement, GF's Investor Relations team and executives interact with shareholders during quarterly earnings calls, investor conferences, virtual meetings and other events. We also actively monitor Investor Relations and Sustainability inboxes to respond to shareholder inquiries, address topics of interest and answer sustainability surveys and questionnaires.

Sustainability priorities and strategy

GF's commitment to corporate responsibility is fundamental to our culture and our value proposition to our customers, the communities in which we live and do business, and our global stakeholders.

GF stakeholders and engagement channels

Our key stakeholders have a significant interest in our business and help shape our company and the products and services we provide. We engage regularly with our stakeholders to share perspectives and gain insight relevant to our operations, company and sustainability strategies.

Employees

At GF, exceptional individuals are at the core of our success — bright minds who share our purpose and are dedicated to redefining the future of semiconductors. To drive innovation and deliver excellence, we cultivate an environment that empowers our people, fuels their growth and positions them to lead the industry forward. By providing opportunities for continuous learning, competitive benefits and a culture that values every voice, we ensure our employees feel supported and valued. Employees engage and stay up to date on corporate and local site information through our GFCurrent internal communications platform, video messages from our CEO and other GF leaders, quarterly all-employee-meetings and employee resource groups. Team events and ongoing communications provide additional opportunities to ask questions and give feedback. GF also seeks in-depth confidential employee feedback via our annual third-party



GF Partner Community

The GF Partner Community is an ecosystem that includes chip design, assembly and test, channel partners and others to help our customers differentiate and get to market quicker. This network of high-growth companies collaborates to advance the future of applications in GF's end markets. With more than 50 partners, the GF Partner Community nurtures synergy and collaboration between partners and GF, reducing design and development barriers. We also partner with universities worldwide to drive innovation through R&D partnerships, workforce development and talent acquisition opportunities.

Communities

As a major employer in several regions across the globe, GF works to support the local communities our employees call home. We are committed to being a responsible employer, strong corporate citizen and positive influence in the communities where we operate, in part by contributing to existing or emerging high-tech clusters that deliver economic benefits. We have a long history of community involvement, with well-established programs, championed by global and local teams dedicated to enriching the lives of individuals in our communities around the world. Through our worldwide GlobalGives program, we empower employees to create positive change in their local communities.

Suppliers

GF strives to build long-term, collaborative supplier partnerships built on a foundation of trust and integrity. Beyond day-to-day working relationships, we engage in regular business reviews, supplier inquiries and audits and our Global Supplier Rating (GSR) process. The GSR process is designed to ensure suppliers are meeting quality, cost, operations, service, technology, business continuity and compliance metrics, including supplier employee health and safety (EHS) and sustainability

performance. GF's Supplier Code of Conduct includes specific human rights, health and safety, environmental and business ethics standards and requires conformance with the Responsible Business Alliance (RBA) Code of Conduct. For suppliers whose employees perform work on GF sites, we proactively communicate site-specific rules and procedures to minimize health and safety risks. We use feedback on working conditions gathered in supplier worker interviews conducted during RBA audits at GF sites and at our suppliers' global operation sites to better understand supplier worker perspectives on potential risk and whether mitigation action is needed.

Industry collaboration

We stay on the leading edge of sustainability best practices and changes in the regulatory landscape that impact our industry through involvement in trade organizations including the RBA, Semiconductor Industry Association (SIA), European Semiconductor Industry Association (ESIA), Singapore Semiconductor Industry Association (SSIA), the World Semiconductor Council (WSC), the Global Semiconductor Alliance (GSA), Semiconductor Equipment and Materials International (SEMI) and ZVEI (a leading German electronics trade association). These associations engage in a wide variety of public policy matters ranging from technology, trade, responsible business and environmental policy, to promoting STEM education and the adoption of energy-efficient technologies. SIA, ESIA, the WSC and SEMI all have active EHS committees.

GF also collaborates with industry partners and research organizations to identify sustainability innovations, such as the Environment, Safety and Health Program at the Semiconductor Research Corporation (SRC) and the Semiconductor Climate Consortium (founding member) or as a partner in the Sustainable Semiconductor Technologies and Systems (SSTS) research program at imec (Interuniversity Microelectronics Centre).

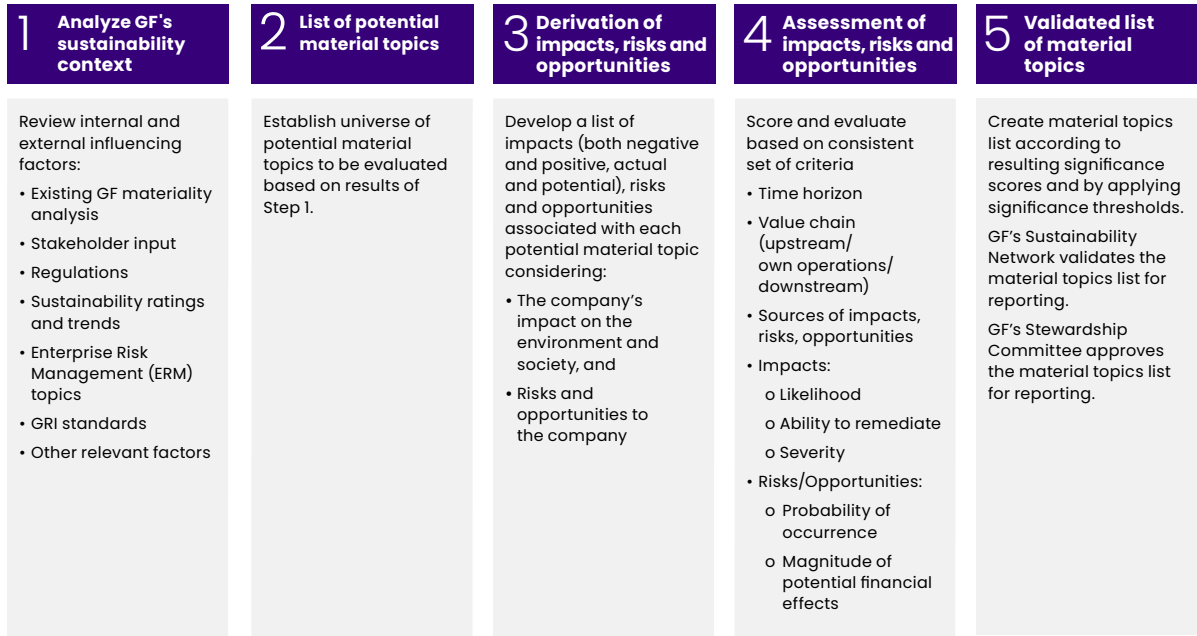


GF sustainability priorities

We regularly review our sustainability priorities to inform our strategy, actions and disclosures. In early 2025, we completed a double materiality analysis (please see the process flow in [Figure 1](#)). Double materiality combines financial materiality, which considers the external environmental and social factors that can influence the company, with the materiality of impact, which examines how the company's business activities affect the environment and society. This dual perspective is critical to obtaining a comprehensive picture of sustainability topics relevant to the company.

As a result of the analysis, no changes to our material topics list were identified.

Figure 1: GF materiality analysis – process flow



GF's Stewardship Committee reviewed and approved the resulting revised material topic list, which represents GF's sustainability priorities and determined the scope and content of this report:

- Health, safety and wellbeing
- Secure manufacturing
- Ethics and compliance
- Human rights
- Responsible sourcing
- Climate risk mitigation
- Talent
- Inclusion and engagement
- Community engagement and support
- Energy efficiency
- Water efficiency
- Environmental controls (waste, effluents, air emissions)
- Materials management and product compliance
- Economic performance
- Technology for humanity

GF's sustainability strategy

Our sustainability priorities inform our strategy. Board-level goals designed to drive progress in GF's priorities are highlighted in [Table 1](#). GF's performance to these goals is discussed in detail in this report. To understand how GF's goals support the UN Sustainable Development Goals (SDGs), please refer to the [Annex: GF supporting the UN Sustainable Development Goals \(SDGs\)](#).

Table 1: GF Board-level sustainability goal highlights

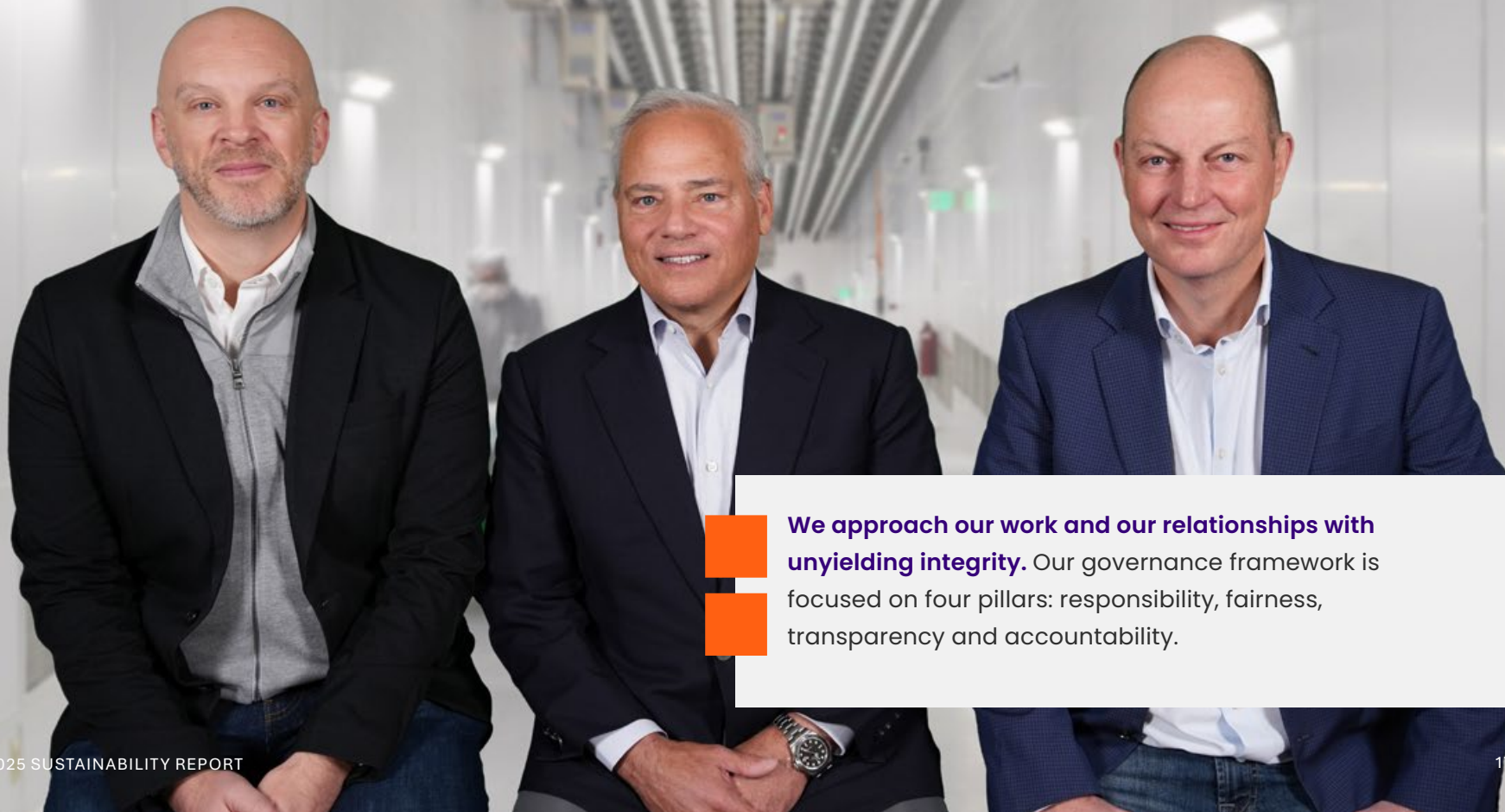
Journey to Zero Carbon	42% reduction in greenhouse gas (GHG) emissions by 2030 from a 2021 baseline
	Net zero emissions by 2050
	Carbon neutral electricity by 2050
Water use	0.32 liters per Manufacturing Index (MI) improvement in water use efficiency by 2025
Safety	Maintain best-in-class safety performance: <ul style="list-style-type: none"> • Total recordable incidents per 200,000 hours worked: TRIR < 0.3 • Lost-time incidents per 200,000 hours worked: LTIR < 0.2
Human rights/ supply chain	Maintain 100% RMAP-conformant ⁵ supply chain for gold, tantalum, tin and tungsten
	Achieve and maintain 100% RMAP-conformant ⁵ supply chain for cobalt by 2025
Governance	Maintain Board-level sustainability goals as a component of the company's incentive-based compensation program for the Executive team

⁵ Responsible Minerals Assurance Program (RMAP). Copper Mark conformance is recognized as equivalent to RMAP conformance for cobalt smelters.



Governance

04



We approach our work and our relationships with unyielding integrity. Our governance framework is focused on four pillars: responsibility, fairness, transparency and accountability.

Highlights: Governance

Our **governance framework** is focused on four pillars: responsibility, fairness, transparency and accountability.

Our sustainability governance structure maintains strong oversight and management for a multitude of sustainability topics and initiatives.

GF's **Worldwide Standards: Code of Conduct (Code)** is the foundation of our Ethics and Compliance program and an integral part of our Sustainability Management System.

GF is committed to maintaining an effective and structured Enterprise Risk Management (ERM) Framework.

GFSHield is GF's comprehensive, company-wide program to safeguard and protect intellectual property and products for us and our customers.

Board Committees

Four Committees support the Board in carrying out its governance responsibilities: Audit, Risk and Compliance; People and Compensation; Nominating and Governance; and Strategy and Technology, each of which operates pursuant to a separate charter adopted by our Board.

The Audit, Risk and Compliance Committee (ARCC) oversees the integrity of financial statements; compliance with legal and regulatory requirements; the effectiveness of internal systems and controls (including the company's internal audit function); sustainability; information technology; the risk management function and the independence, qualifications and performance of the company's external auditors. All three ARCC members have been determined by our Board as "independent" as defined by the rules of the U.S. Securities and Exchange Commission (SEC) and the applicable Nasdaq rules.

The People and Compensation Committee assists the Board in fulfilling its executive hiring and compensation responsibilities and provides guidance on personnel and compensation management.

The Nominating and Governance Committee assists the Board in identifying director nominees and recommending nominees for election by the shareholders or appointment by our Board; oversees Board evaluation; and ensures a seamless leadership transition through CEO succession planning.

The Strategy and Technology Committee guides the Board on the company's long-range strategy and business plans, assists the Board in reviewing significant transactions and provides guidance in reviewing the effectiveness of GF's technology roadmap.

Governance

GF governance framework

Our **governance framework** is focused on four pillars: responsibility, fairness, transparency and accountability.

Board of Directors

The GF Board of Directors (the Board) is responsible for ensuring appropriate governance across the organization and establishes the "tone at the top."

The Board:

- Reviews and determines company strategy
- Monitors and assesses company financial performance and health (including financial and non-financial metrics)
- Establishes and monitors compliance systems and policies to ensure effective management of risks and compliance with laws

- Selects and evaluates the chief executive officer (CEO) and approves other key officers
- Determines the structure and compensation, and oversees the performance of GF's executive management
- Ensures corporate governance standards are implemented and maintained and that shareholder obligations, including reporting, are met

GF has separate Board chairperson and CEO roles. The majority of our Board is comprised of independent directors pursuant to applicable Nasdaq Stock Market rules. Refer to the [Annex: People data](#) in this report for board demographics.

GF's Chief Executive Officer

The Board oversees GF's CEO who manages the company's business. As supported by the Executive Team (XT), which currently includes a separate role of President and Chief Operating Officer, as well as by the broader Global Leadership Team (GLT), our CEO manages the day-to-day operations of the business, strategic planning, budgeting, financial reporting, risk management and compliance.

Support for the Board and its Committees

Through the ARCC, the Legal Department and the Internal Controls Department oversee GF corporate governance. Together, the Legal and Internal Controls Departments ensure adherence to the company's corporate governance framework and associated policies and procedures, provide guidance and ensure training sessions are conducted on a regular basis. Internal and external auditors play crucial roles in assisting the Board and management. External auditors review the company's financial statements. The Internal Audit organization provides objective assurance for business and consulting services. Internal Audit evaluates the effectiveness of risk management, internal controls and governance processes and identifies improvement opportunities. Internal Audit also acts as a bridge between the Board and management and reports directly to the ARCC.

More details about GF's governance structure, our Board of Directors and Board Committees, including Directors' biographies, are available at [GF's Investor Relations Page](#).

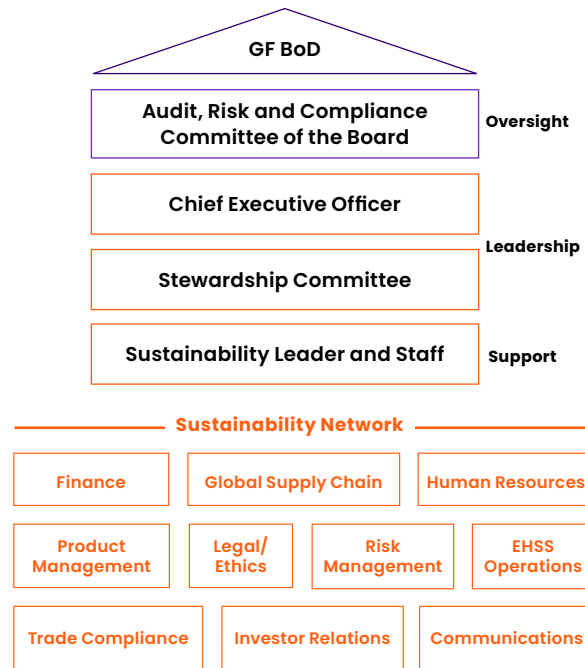
Sustainability governance

GF management provides quarterly sustainability updates to the ARCC. The ARCC guides the company's approach to sustainability-related strategy, policies and disclosures and is overseen by the Board. Through the ARCC, GF has established Board-level sustainability goals, as shown in [Table 1](#). The responsibility for these goals is assigned to designated members of the XT and managed through their annual objectives and key results. Achievement of those goals influences incentive-based compensation.

Sustainability reports to the ARCC include progress towards our Board-level sustainability goals, sustainability-related audit results, ESG agency scoring results and applicable SEC regulatory updates and recommendations. In addition to the oversight provided by the Board and the ARCC, the CEO reviews and approves key sustainability policy decisions and long-term goals.

The GF Stewardship Committee sets strategic direction, conducts management reviews and provides guidance and approval regarding sustainability topics. Stewardship Committee membership includes senior executives representing the legal, finance, manufacturing, human resources, communications, technology, strategy, business operations and global supply chain organizations. GF has also established a Sustainability Network spanning multiple organizations, chaired by our Sustainability leader. The Network supports development and implementation of GF's long-term sustainability strategy and ensures organizational readiness to address stakeholder expectations. GF's organizational approach to sustainability governance is shown in [Figure 2](#). The management approach to key sustainability topics is described in the applicable sections of this report.

Figure 2: Sustainability governance at GF



Ethics and compliance

GlobalFoundries' Worldwide Standards: Code of Conduct and supporting corporate policies

We approach our work and our relationships with unyielding integrity. To accomplish this, we must maintain the trust of our employees, shareholders and other stakeholders. GF is committed to acting ethically in all areas of our business and we expect all employees and partners to carry out their duties in a manner consistent with that commitment.

GF's [Worldwide Standards: Code of Conduct \(Code\)](#) is the foundation of our Ethics and Compliance program and an integral part of our Sustainability Management System. Approved by our Board, the Code sets forth the basic rules, standards and behaviors necessary to achieve our objectives and uphold our values. It summarizes legal and ethical standards and provides practical advice on issues including human rights, discrimination, harassment, environmental responsibility, protection of confidential information and intellectual property, anti-bribery and anti-corruption. It also explains the major elements of our ethics and compliance program and identifies where employees can seek help and support.

In addition to the Code, GF is governed by corporate policies on Anti-Bribery and Anti-Corruption, Gifts and Entertainment, Conflicts of Interest, Insider Trading, Anti-Money Laundering and Fraud Controls. These policies include plain-language definitions of core concepts, scenarios that serve as examples

drawn from our employees' own experiences and procedures to ensure compliance. Corporate policies are subject to a review and approval process with a defined cadence which includes management and, for significant changes, the ARCC. Our Director Conflict of Interest Policy and Code of Ethics for Executive Officers further emphasizes the responsibility of our Directors and Executives to avoid even the appearance of corruption or conflicts of interest. Both documents are available at [GF's Investor Relations page](#).

Ethics and compliance governance

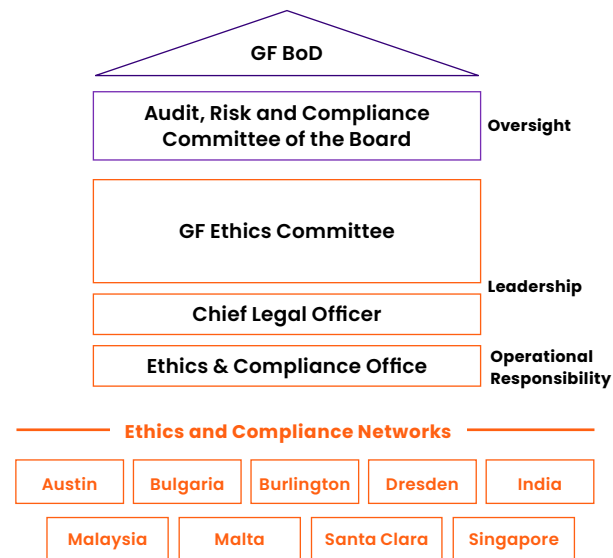
Via the ARCC, the Board ensures we follow an effective compliance program. The Ethics & Compliance Office, established to develop, coordinate and support the compliance program, works directly with the ARCC.

The Ethics Committee, which includes the Chief Human Resources Officer, Chief Financial Officer, Chief Legal Officer, Chief Operations Officer, Chief Audit Executive and other senior operations leaders, oversees the compliance program.

The Ethics & Compliance Office implements the compliance program through an Ethics Network comprised of more than 60 cross-functional representatives. The Ethics Network helps to identify and manage key compliance risks, and provides training, communications assistance and support.

The Ethics & Compliance Office promotes employee awareness through education and training, assesses risks and works to prevent and detect unlawful and unethical conduct. It is a resource for employees to ask questions or raise concerns.

Figure 3: Ethics and compliance governance at GF



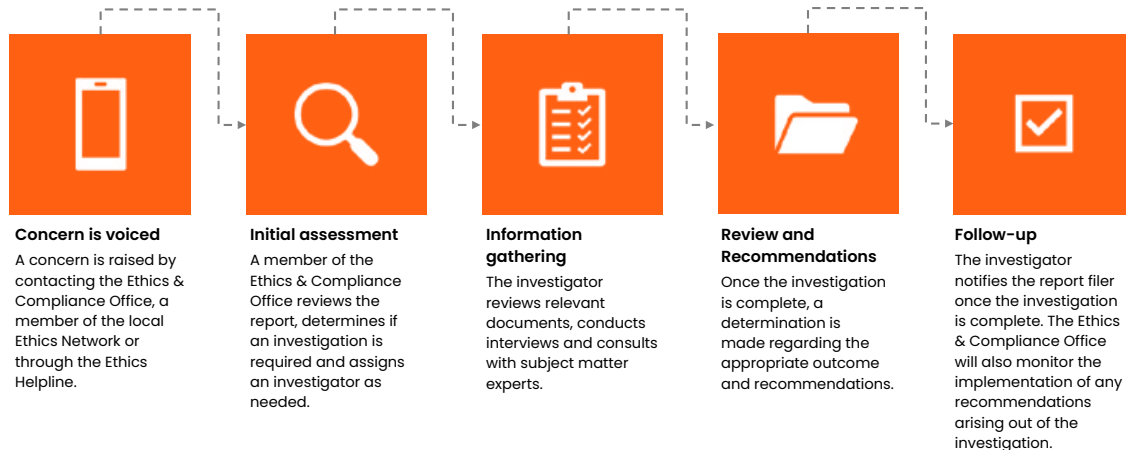
Ethics and compliance program management

The Ethics & Compliance Office assesses risk for GF Code violations annually (including corruption, fraud and our operations' human rights risks) and utilizes the input of subject matter experts and the Ethics Network to validate risk measures by category and region of operation. Assessment results are addressed through policies and programs covering a range of risk areas included in the GF Code.

Asking questions, raising concerns, no retaliation

Employees, contractors and partners are encouraged to ask questions and raise concerns. Ethics and Compliance personnel are available in person, by phone or by email. In addition, GF maintains a third-party [Ethics First Helpline](#) which is confidential and anonymous. The Ethics First Helpline is available globally via links on both GF's intranet, an external website and described in all issued purchase orders. The Helpline is accessible 24 hours a day, 365 days a year and online access is available in English, German and Mandarin. Call center translation services are available in over 200 languages enabling employees and any other person, including GF's supply chain workers, another avenue to raise questions and/or report concerns. GF promptly reviews all reports and is committed to protecting anyone who makes a good-faith report from retaliation or discrimination. Investigations of complaints are overseen by the Ethics & Compliance Office and supported confidentially by other internal organizations, such as Internal Audit and other teams, as appropriate.

Figure 4: Ethics and compliance investigation process flow



The Ethics & Compliance Office also evaluates conflicts of interest and gifts and entertainment disclosures and enlists a third-party platform to evaluate and perform due diligence on charitable causes.

The Ethics & Compliance Office evaluates program effectiveness annually by reviewing the results of the risk assessment, number and nature of reported concerns, disclosures and questions, training completion and feedback, communication engagement rates and a host of other data points, all of which inform planning for the year to come. The Ethics Committee and the ARCC review the results of this self-evaluation.

Ethics and compliance training and communications

Code training is conducted upon hire and is repeated annually. Training is in the form of topic-focused modules, including anti-corruption, anti-bribery and GF's zero tolerance for discrimination and harassment.

We update the training annually based on the results of GF's annual risk assessment, investigations and other developments in the business or legal and customer requirements. The training, as well as the Code itself, is delivered in English, German and Mandarin to ensure that the content is easily understood by GF employees across the globe. The Ethics & Compliance Office monitors and enforces training completion and Internal Controls and GF's external auditor administers testing and certification.

Employees maintain an average on-time Code training completion rate of over 99%. Contractors also acknowledge understanding of and compliance with the Code upon onboarding.

GF provides additional focused training for targeted audiences. For instance, global leaders complete a two-hour instructor-led “Leading with ethics” course focused on ethical behavior and decision-making. We also require employees to complete a non-public information and insider trading course. “Avoiding ethical pitfalls,” an online targeted training to our global commercial organization, focuses on anti-bribery and anti-corruption, insider trading and protecting confidential information.

New hires complete “Respectful workplace” training and U.S. employees complete annual respect in the workplace training that includes strategies for preventing workplace harassment. These courses are part of a broader organizational engagement plan that includes articles, visual displays, presentations, facilitated discussion guides for use by managers and executives and other in-person training. We celebrate global Ethics Week as an opportunity to increase focus on specific provisions of our Code of Conduct. In 2024, Ethics Week included video messages, online articles and games, and in-person and virtual roundtable discussions between employees and their local Ethics Network members.

Approximately 400 members of our global executive team participated in an event led by an individual who was investigated, tried and imprisoned for corruption-related offenses who now works to educate leaders on how to avoid the mistakes that led to his downfall. The event focused on the common causes of unethical decision making within large, global organizations, how to identify warning signs and enable a culture of integrity.



Public policy engagement

We work with governments, organizations and other stakeholders across our global footprint to discuss policy positions for our company, our customers and our communities. We engage with stakeholders to promote policies that advance our business interests and align with our company values and sustainability goals. Engagements follow [GF's corporate policy on Political & Public Policy Involvement](#) and align with GF's priorities of enhancing innovation, environmental stewardship, strengthening the global supply chain and developing a global workforce.

Public policy priorities

Public policy topics important to GF include manufacturing trusted and secure chips; advancing manufacturing; investment in semiconductor manufacturing and innovation; creating more resilient and responsible supply chains; environmental sustainability and combating climate change; workforce development; inclusion and engagement; tax law; and intellectual property protections.

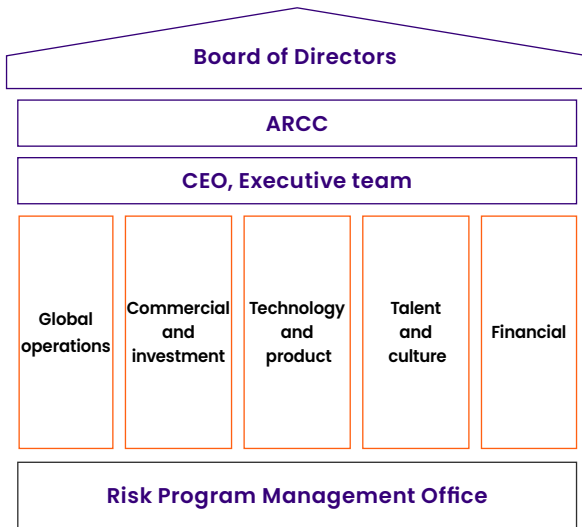
Lobbying and advocacy

GF's Government Affairs team leads the company's political and legislative activities, adhering to the highest ethical standards in accordance with our Code and all applicable laws and regulations. In the U.S. and other nations, we engage at the federal and state/regional levels of government to share GF's perspective and advocate for public policies that advance our business interests and align with our company values and sustainability goals. In the U.S., we disclose lobbying activity as required by law and file reports in accordance with applicable regulations. We report quarterly lobbying activities and expenses in the U.S., the reports can be found in the Senate's Lobbying Disclosure Act Database. Outside the U.S., we similarly follow all laws and regulations regarding the disclosure of our political engagement and lobbying activity. In the U.S., GF does not have a Political Action Committee. Globally, we do not make direct contributions to political candidates. Our company collaborates with trade groups, coalitions and other organizations on policy objectives that align with our global mission and values.

Risk management

GF is committed to maintaining an effective and structured Enterprise Risk Management (ERM) program to meet our commitments to customers, shareholders, our employees and the community. The executive team oversees the program in coordination with the ARCC. The ERM program focuses primarily on the top risks to our ability to deliver on our business obligations or strategic goals.

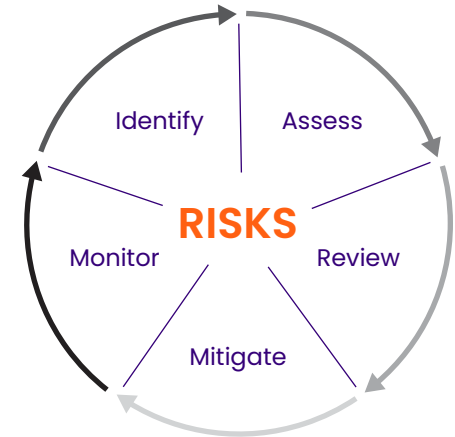
Figure 5: GF ERM governance



GF's ERM governance (see [Figure 5](#)) ensures risk management is integrated in our business decisions and operations to safeguard our assets, grow our business and achieve our strategic goals. Enterprise-level risks are assigned to one of five fundamental business pillars, each led by a member of the executive team. Within each pillar, assigned risk owners design and review mitigation plans and determine further action. Risk owners and functional risk leads (e.g. IT, facilities, human resources) stay up to date on ERM standards and objectives and work together to implement mitigation actions and report to the respective committee. An ERM training provides comprehensive guidance and education on the foundational principles and significance of risk management.

The risk management process covers five major elements (see [Figure 6](#)). GF employs a top-down and bottom-up approach to identify enterprise-level risks across a broad range of risk categories including supply disruptions, geographical issues, HR and recruiting. Risks are identified via annual surveys of senior leadership, regular communication with functional risk leaders and review of functional risk registers across the organization. Risks are evaluated and prioritized according to the standardized GF ERM Risk Matrix, then assigned a probability score based on the likelihood of occurrence and an impact score based on the magnitude of effect. GF has a clear process to review, mitigate and monitor risks across all levels of the organization, from individual teams to the board of directors. Top risks and mitigation processes are reviewed in larger forums (e.g., ARCC). Mitigation includes attempts to reduce the chance of recurrence and minimize impact. Risk monitoring is managed at the team and organizational levels.

Figure 6: GF Enterprise Risk Management process



Risks are subject to regular customer and IATF certification audits. We view risk management holistically and assess a comprehensive business scope (see [Table 2](#)). [Table 3](#) provides examples of selected emerging risks across the GF business.

Table 2: Enterprise Risk Management scope (not exhaustive)

Strategic risks	Operational risks	Treasury risks	Business risks	Supply chain risks	Information security risks	People risks	Climate/ environmental risks
Competitive moves	Manufacturing	Banking, counterparty	Commercial/sales pipeline	Supplier management	Information technology	Hiring and retention	Transition climate risk
Geopolitical and regulatory actions	Quality control and yield	Insurance	Fab loading and utilization	Raw materials sourcing	Cybersecurity	Succession planning	Acute and chronic physical risk at GF sites
Capital expenditures and investments	Health and safety		Product portfolio	Inventory management	Intellectual property	Workforce management	Acute and chronic physical risks in GF supply chain

Table 3: Selected emerging risks

Business		Impact: Medium	Probability: High
Risk title	The Automated Material Handling System (AMHS), used to transport and manage materials in semiconductor fabs, is either down or interrupted.		
Risk description and impact	<ul style="list-style-type: none"> The inability to move wafers and other components between production tools, coupled with the risk of expert-level personnel and parts availability, poses a significant threat, particularly for the 24/7 operational requirements of fully loaded fabs. 		
Mitigation measures	<ul style="list-style-type: none"> Immediate recovery measures in the event of a transport system disruption Sufficient and adequately trained technicians available at all times Acknowledgment and acceptance of potential cycle time losses 		
Supply chain		Impact: Medium	Probability: Medium
Risk title	Geopolitical events and/or policies impacting our raw material supply.		
Risk description and impact	<ul style="list-style-type: none"> Political tensions in key areas where raw materials are sourced, and possible trade restrictions could impact our ability to source critical materials. Disruptions to our inflow of raw materials could hinder our ability to manufacture and deliver products to customers and impact our revenue. 		
Mitigation measures	<ul style="list-style-type: none"> Monitoring current events in critical supply regions Actively managing the supplier network and assessing their business continuity plans Continuing to qualify alternative sources where available 		
People		Impact: High	Probability: High
Risk title	Attrition and retirements could lead to critical gaps in leadership and skilled technical expertise.		
Risk description and impact	<ul style="list-style-type: none"> The semiconductor industry is highly specialized, and we have experienced leaders and technical personnel that may retire or take new opportunities in the future. GF is at risk of disruptions and knowledge gaps when critical experts and leaders exit. 		
Mitigation measures	<ul style="list-style-type: none"> Assessing and identifying the priority critical leadership and technical expert roles within the company Selecting candidates to develop with those leaders and take their place in the event of a transition Improving knowledge transfer and training programs for critical technical positions Proactively attracting top talent to maintain a pipeline 		

Crisis management and business continuity

GF strives to meet commitments to customers, the community and employees through credible risk assessment, disciplined mitigation, comprehensive threat awareness and practiced crisis management.

GF is committed to company-wide readiness, response and recovery within our Business Continuity program. Our Crisis Management Framework combines pre-threat assessment with an Incident Command System approach that supports the response process across all time zones and geographies. This enables GF to respond to and recover from a local, regional, national or global event of significance.

We use various internal and external monitoring systems to assess pre-threats and communicate potential threats globally through an internal tool. This allows us to prepare for a crisis and to ensure appropriate escalation should it develop. Our crisis management framework uses clear criteria to activate and escalate risks to the Global and Site Crisis teams, which include cross-functional representation, to ensure an integrated and consistent response regardless of event type.

Secure manufacturing – cybersecurity

Based on the standards set by GF's Code, GFSHield is our comprehensive, company-wide commitment and program to engage every employee to safeguard and protect our company's and our customers' intellectual property and products. Through GFSHield, we have embraced our role as a relied-upon partner and a world-class secure and trusted foundry.

Protection of information, data and assets is the foundation of our customer and supplier partnerships. GFSHield integrates information, product, operational and cyber security into a comprehensive program that covers all phases of the customer experience. From the initial meeting, through development, design, fabrication, delivery and disposal of product-related scrap – and every step between – GFSHield ensures the security of our customer's products and sensitive information. We maintain constant global monitoring, detection and reporting of cyber incidents and vulnerabilities. We conduct comprehensive annual security training for all employees. We update training modules annually and assign one of four modules each quarter. We achieve more than a 97%⁶ on-time completion rate for each module. We augment this training with corporate-wide and management communications regarding specific threats and reminders. In addition, GF mandates usage of only approved and secure applications including AI platforms ensuring protection and confidentiality of GF data. Lastly, we offer role-specific training annually or as-needed for employees whose roles require an enhanced level of security awareness, control, data privacy and government product security.

The GFSHield Core Team, comprised of regional task force leaders, coordinates strategy, deployment, implementation and measurement of program elements.

GFSHield governance includes frequent reviews with the executive team and quarterly ARCC review. Reviews include alignment on GFSHield strategy, risk management and execution to program plans. As part of GFSHield's cyber and information protection program, GF's Chief Information Security Officer maintains GF's global information and cyber security strategy, policies and procedures. The policies and procedures include annually-tested incident response and business continuity planning procedures.

⁶ As of March 5, 2025



“Security and Compliance are critical to the way we serve our customers across all aspects of manufacturing delivery.”

Cole Sinkford, VP & Chief Information Security Officer


Our Internal Audit function provides independent and objective assurance on matters related to GFShield. The program leverages and embraces GF's experience as a Trusted Foundry and supplier of advanced semiconductors to the U.S. government and the aerospace and defense industry, as well as GF's experience as a certified international Common Criteria standard (ISO 15408, CC Version 3.1) manufacturer and adopts many of those stringent security capabilities to all GF locations and customers. This adoption is validated through internal and external audits and certifications including ISO 15408 (Information Technology – Security Techniques), allowing GF fabs to produce chips for financial transactions, smart cards, digital IDs, as well as other products and applications for the public sector or industries that require an extra level of security and integrity in the production process. We maintain ISO 27001 (Information Security Management) certifications for all manufacturing sites. We strive to conform with NIST 800-171. We plan to meet this standard, validate through external audit and subsequently attain Cyber Security Model Certification in 2026. We conduct annual penetration testing or simulated hacker attacks and implement remediations as identified to provide additional assurance of the effectiveness of our cybersecurity efforts. We scan internal systems for vulnerabilities using third-party tools and implement identified remediations.

Finally, GF's global IT Security Policy details the acceptable use of GF information resources and supplier responsibility.

The IT Security Policy is based upon the generally accepted information security principles of confidentiality, integrity and availability.

- Confidentiality limits information access to authorized users
- Integrity protects information against unauthorized modification
- Availability ensures that information is accessible when needed

The policy applies to all GF employees, contractors, contingent workers, suppliers and vendors with access to GF-managed systems and platforms.



Human rights

05

GF is committed to protecting fundamental human rights and acting to avoid complicity in or contributing to human rights violations. GF's Worldwide Standards: Code of Conduct (Code) and Global Human Rights Policy strictly forbid child labor, forced/compulsory or bonded labor and human trafficking, in any aspect of our business or supply chain.

Highlights: Human rights

GF regularly conducts human rights risk assessments of our operations and supply chain.

GF is a member of the Responsible Business Alliance (RBA) and is committed to the RBA Code's labor, health and safety, environmental and ethical standards.

We exceeded our goal to achieve a combined annual score average of at least 180/200 in RBA Validated Audit Program (VAP) audits at GF sites.

employees, contractors, consultants, suppliers, customers, visitors and others against data privacy breaches. For more details, please access our Global Human Rights Policy.

GF's Human Rights Policy aligns with international norms and standards, including the Universal Declaration of Human Rights, the United Nations Global Compact, the International Labor Organization (ILO) Declaration of Fundamental Principles and Rights at Work, the Organization for Economic Co-operation and Development (OECD) Guidelines for Multinational Enterprises, ISO standards and the applicable laws of jurisdictions in which we operate.

Our [Supplier Code of Conduct](#) and GF contractual supplier agreements extend our requirements to our suppliers to conform to the GF Global Human Rights Policy and the RBA Code of Conduct requirements, including respecting human rights, prohibiting forced and child labor and meeting or exceeding all labor, safety and health, environmental and ethical standards of the RBA Code. Please see more information in [Responsible sourcing](#).

We regularly conduct assessments of human rights in our own operations and in our supply chain. Potential human rights risks are identified through stakeholder communication channels (employees, contractors, suppliers, customers, local community, etc.), Ethics First Helpline reports and information received through GF's participation in sector initiatives on responsible business. If we identify or are made aware of instances of non-conformance with the GF Human Rights Policy, the GF Code, the law or any other policy or procedure, whether in GF's operations or in our supply chain, we take appropriate action to contain and correct the non-conformance, and to mitigate potential impacts and prevent recurrence.

Human rights

Our approach

GF is committed to protecting fundamental human rights and acting to avoid complicity in or contributing to human rights violations. [GF's Worldwide Standards: Code of Conduct \(Code\)](#) and [Global Human Rights Policy](#) strictly forbid child labor, forced/compulsory or bonded labor and human trafficking, in any aspect of our business or supply chain. Both policies have been approved according to our corporate policy review and approvals process, including the ARCC (as described in [Governance](#)).

Our Human Rights Policy and Code are aligned with the [RBA Code](#), a set of globally recognized labor, health and safety, environmental, ethical and management systems industry standards. Specifically, the RBA Code's Labor section sets standards for prohibition of forced labor, young workers, working hours, wages and benefits, non-discrimination/non-harassment/humane treatment and freedom of association and collective bargaining. Human rights provisions are also included in the RBA Code's Health and Safety standards. GF is a regular member of the RBA, and we stand committed to conforming to the RBA Code requirements and their extension into our supply chain.

GF strictly prohibits all forms of child labor and forced, compulsory or trafficked labor in the operation of our business and in our supply chain. We limit working hours and consecutive days for hourly workers to not exceed 60 hours/week (including overtime) and to not exceed more than six consecutive days — except in emergency or unusual situations. We follow applicable laws and meet or exceed wage and mandated benefits. GF is fully committed to equal pay for equal work among all employees. We also believe in providing internally equitable and externally competitive wages, rewards and benefits that help foster employees' physical, financial and emotional wellbeing.

Our company maintains a zero-tolerance policy against harassment, including sexual harassment or discrimination based on age, ancestry, color, marital status, medical condition, mental or physical disability, national origin, race, religion, political and/or third-party affiliation, sex, sexual orientation, gender identity, veteran status or any other characteristic that is protected by applicable law. We do not condone, permit or tolerate intimidation or retaliation of any kind against any individual who raises a concern in good faith. We respect the rights of employees to associate freely and to bargain collectively. GF is dedicated to protecting the health, safety and general wellbeing of our employees, on-site contractors, visitors and communities. We protect the personal information of our

Human rights risk assessments and audits

We assess our own operations' conformance to our Code, our Human Rights Policy principles and the Labor section elements of the RBA Code as part of the Ethics and Compliance risk assessment process annually. We use RBA's self-assessment questionnaires (SAQs) for our corporate programs and each of our manufacturing sites. The RBA SAQs assess the risk of non-conformance to the RBA Code for each of the RBA Code's sections: Labor, Health and Safety, Environment, Ethics and Management Systems. To date, GF's corporate and site-level SAQs are nearly all rated as "low risk" for non-conformance (see [Table 4](#)).⁷

We also audit our own operations' adherence to our Human Rights Policy principles and the RBA Code. Our Internal Audit program includes conformance auditing to the RBA's Labor standards at all GF manufacturing sites every other year. We address audit findings, including any with a human rights impact, according to Internal Audit procedures and RBA standards. All GF manufacturing sites are assessed biannually in the RBA Validated Assessment Program (VAP)⁸ which audits each element of the RBA Code. VAP audits include confidential worker interviews, audits of policies and procedures, site tours and a detailed review of records. In the case of a finding, the RBA VAP corrective action process includes defined timelines and closure auditing requirements based on the severity of audit findings.⁹ The 2024 Singapore site VAP audit identified one labor non-conformity related to prohibited costs paid by some GF workers and by some workers of an onsite service contractor in the recruitment process. The finding was classified as a major finding, lower in severity than a priority finding with an imminent impact on

⁷ GF Singapore 2024 and 2025 SAQ's scored as medium risk, primarily due to RBA's auto assigned generic country risk factors for Singapore.

⁸ The RBA VAP is an independent third-party onsite audit program.

⁹ Classification of VAP audit finding severity is as per RBA's VAP Audit Operations Manual.

human rights. Corrective and remediation actions included reimbursements of costs to affected GF employees, improving reoccurrence detection processes and working with an on-site supplier to reimburse their affected employees.

In 2024, we exceeded our annual goal to achieve a combined annual score average of at least 180/200 in RBA VAP audits at GF sites by achieving an average score of 196.9/200 (see [Table 5](#)).

Table 4: GF's SAQ scores (out of a possible 100), SAQ risk rating since 2020¹⁰

	2020	2021	2022	2023	2024 ^{7,11}	2025 ⁷
GF Corporate	93.8*	94.9*	94.3*	95.6*	95.6*	95.6*
GF Dresden, Germany	89.3*	90.9*	91.2*	91.4*	99.1*	99.3*
GF Singapore	89.5*	89.8*	88.2*	88.3*	76.2**	72.8**
GF Malta, New York	89.5*	90.2*	90.3*	90.3*	91.5*	91.3*
GF Burlington, Vermont	88.8*	88.7*	89.0*	88.4*	92*	92.9*

* (low risk) ** (medium risk)

Table 5: GF's VAP audit results (out of a possible 200) since 2020^{12,13}

	2020	2021	2022	2023	2024	2025
GF Dresden, Germany	no audit	200 ^P	no audit	200 ^P	no audit	planned
GF Singapore	200 ^P	no audit	164 ^S	200 (Closure audit)	193.8	planned (Closure audit)
GF Malta, New York	200 ^R	no audit	200 ^P	no audit	200 ^P	no audit
GF Burlington, Vermont	no audit	200 ^R	no audit	200 ^P	no audit	200 ^P

^P RBA VAP Platinum Level Recognition ^S RBA VAP Silver Level Recognition ^R RBA VAP Remote Recognition

¹⁰ GF shares RBA SAQs with our customers in the RBA-Online platform.

¹¹ RBA revised the site SAQ methodology in 2024, therefore 2024 and beyond SAQ scores are not directly comparable to 2023 and preceding years' scores.

¹² GF shares VAP audit results with our customers in the RBA-Online platform.

¹³ Due to COVID-19, the GF Malta, New York 2020 VAP audit was a hybrid audit and the GF Burlington, Vermont 2021 VAP audit was fully virtual. RBA provided "remote recognition" for such audits.

Human rights risk mapping

We review audit and risk assessment results to identify areas of potential or actual human rights risks relevant to our operations. For assessing value chain risks, we review generic country risk indices, suppliers' RBA self-assessments and RBA VAP audit information, as well as information from industry associations, media or stakeholder communication channels as relevant (please see [Responsible sourcing](#) for more detail). [Table 6](#) summarizes the results from the process, mapping out the resulting areas of potential or actual human rights risks relevant to GF's value chain, the affected stakeholder groups as well as GF policies governing GF risk management, risk prevention and mitigation and respective remediation.

Table 6: Areas of potential or actual human rights risks relevant to GF's value chain and GF policies governing GF risk management

Human rights risk area (potential or actual)	Potentially affected groups	Risk identified	Policies governing GF risk management
Freedom from involuntary labor, child labor or human trafficking	Supply chain workers	<ul style="list-style-type: none"> • Generic country risk • Supplier RBA-Online information 	<ul style="list-style-type: none"> • GF Code • GF Human Rights Policy • Supplier Code of Conduct • RBA Code
Preventing excessive working hours	GF workers	<ul style="list-style-type: none"> • GF risk assessments 	<ul style="list-style-type: none"> • GF Code • GF Human Rights Policy • RBA Code • GF internal policies on working hours
	Supply chain workers	<ul style="list-style-type: none"> • Generic country risk • Supplier RBA-Online information 	
Freedom from harassment or discrimination, or inhumane treatment	Supply chain workers	<ul style="list-style-type: none"> • Generic country risk 	<ul style="list-style-type: none"> • GF Code • GF Human Rights Policy • Supplier Code of Conduct • RBA Code
Adequate wages and benefits	Supply chain workers	<ul style="list-style-type: none"> • Generic country risk • Supplier RBA-Online information 	<ul style="list-style-type: none"> • RBA Code
Freedom of association and right to collective bargaining	Supply chain workers	<ul style="list-style-type: none"> • Generic country risk 	
	GF workers	<ul style="list-style-type: none"> • GF risk assessments 	<ul style="list-style-type: none"> • GF Code • GF Human Rights Policy • GF EHS Policy and Standards • RBA Code
Safety and wellbeing	Supply chain workers	<ul style="list-style-type: none"> • Supplier RBA-Online information 	<ul style="list-style-type: none"> • GF Code • GF Human Rights Policy • Supplier Code of Conduct • RBA Code
	Communities/regions	<ul style="list-style-type: none"> • GF environmental metrics • Supplier environmental information 	<ul style="list-style-type: none"> • GF Code • GF Human Rights Policy • GF EHS Policy and Standards • RBA Code



Health, safety and wellbeing

06

GF is committed to the safety and wellbeing of our employees, contractors, visitors and communities. This commitment is our north star in GF's Journey to Zero. We strive to continuously minimize occupational injuries and illnesses in all our operations, with a goal of zero incidents.

Highlights: Health, safety and wellbeing

2024 Total Recordable Incident Rate:¹⁴ 0.10 surpassed our 2024 goal and continues to showcase GF's best-in-class recordable rates performance.

2024 Lost Time Incident Rate:¹⁵ 0.06 — surpassed our 2024 goal and is GF's lowest rate ever recorded.

2024 Healthiest Employers® Award for GF Malta, New York for the seventh consecutive year.

GF Singapore awarded Fire Excellence Award at the 4th National Fire and Emergency Preparedness Council (NFEC).

ISO 45001 multi-site certification — includes corporate oversight and all of GF's four manufacturing sites.

2024 Vermont Governor's Award for Excellence in Worksite Wellness for GF Burlington, Vermont, for the sixth consecutive year.

Health, safety and wellbeing

Our approach

GF is committed to the safety and wellbeing of our employees, contractors, visitors and communities. This commitment is our north star in GF's Journey to Zero. We strive to continuously minimize occupational injuries and illnesses in all our operations, with a goal of zero incidents.

The GF **Journey to Zero** emphasizes that all injuries are preventable and together we can create a culture where the expectation of zero injuries and incidents is the norm. This fundamental principle underlies our [Global EHS Policy](#), which commits us to providing safe and healthy working conditions that prevent injuries and illnesses, eliminating hazards and reducing safety risks, founded on the principles of behavior-based safety and a hierarchy of risk-mitigation controls.

Our Global EHS Policy and Standards are the foundation of each manufacturing location's health and safety program. GF's Global EHS policy has been released according to our corporate policy review and approvals process, which includes the ARCC (as described in [Governance](#)). The Global EHS Standards

provide a consistent set of procedural and performance requirements that apply globally throughout the company. They cover a wide range of health and safety aspects, including injury and illness prevention, emergency preparedness, electrical safety, chemical safety and industrial hygiene monitoring program requirements.

Our enterprise-wide health and safety management system is based on our EHS Policy and Standards and covers all activities performed at GF manufacturing sites. Our system is certified to the ISO 45001:2018 Health and Safety Management Systems standard in a multi-site certification (certificate available [here](#)). As a device manufacturer, all GF manufacturing locations are covered by this certification.¹⁶ "Consultation and Participation" is a key tenet of ISO 45001, which intends to ensure employees and on-site contractors are fully engaged in the health and safety management system. This includes encouraging employees and contractors to raise safety concerns and report near misses and unsafe behaviors. GF facilitates safe behavior through Safety committees, communication, engagement and EHS training programs. We provide a wide scope of general and job-specific health and safety training as defined by regulatory requirements and our own determinations in

accordance with the Global EHS Standards. GF manufacturing employees must complete annual health and safety training that includes a general EHS policy and procedure overview and addresses how to protect themselves from potential hazards in the workplace, prevent injuries and what to do in emergency situations, including evacuations. All contractors receive an EHS orientation, which must be completed before commencing work at GF premises and repeated annually.

Fab site health and safety professionals, management and employees share responsibility for implementing the Global EHS Standards through local programs and operating procedures. GF applies a proactive behavior-based safety approach that drives individual recognition of everyday safety hazards, fostering a culture of heightened awareness and mutual responsibility for each other's safety during daily activities. Our programs recognize and facilitate individual safety awareness and behaviors among employees and contractors with the goal of keeping GF a safe workplace.

¹⁴ Total Recordable Incident Rate (TRIR): Cases per 200,000 hours worked.

¹⁵ Lost Time Incident Rate (LTIR): Lost day cases per 200,000 hours worked.

¹⁶ The scope of certification covers the manufacture of semiconductor products at all four of GF's manufacturing sites.

As part of our risk assessment process, health and safety professionals engage with operational personnel to analyze potential process hazards and mitigate them according to the following hierarchy of controls:

1. Elimination (such as eliminating the use of a material, or task step)
2. Substitution (such as replacing a hazardous process or material with a less hazardous one)
3. Engineering controls (including ventilation, equipment interlocks, enclosure, segregation, etc.)
4. Administrative procedures (including developing procedures, implementing training, etc.)
5. Personal protective equipment (to manage any residual risks, after all other controls have been implemented)

We evaluate all occupational injuries and illnesses to identify root causes and determine appropriate preventive measures and corrective actions, and share case reports across our global sites.

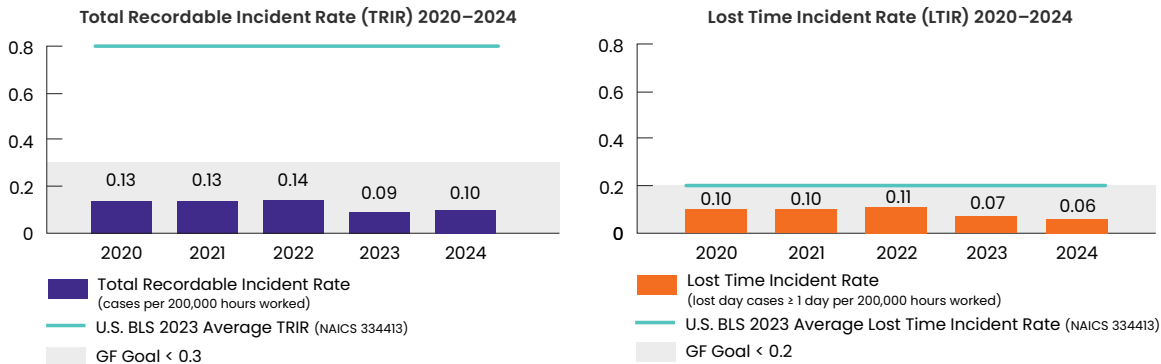
Safety performance in the workplace

We measure progress on our Journey to Zero by comparing employee injury rates against our corporate goal, previous years' performance and industry rates. In 2024, we surpassed our goals to maintain best-in-class safety performance, exceeding our own performance over the last five years.

We recorded zero work-related fatalities or high-consequence work-related injuries in 2024 across employees and contractors.¹⁷ The most frequent work-related injuries recorded by both groups were from mechanical hazards, falling into the categories of "slip, trip and fall," "laceration" and "struck by or struck against."

Figure 7: GF corporate Total Recordable Incident Rate (TRIR) and Lost Time Incident Rate (LTIR) (2020–2024) as compared to GF goals and to 2023 U.S. Bureau of Labor Statistics rates for the semiconductor industry (2023 is the most recent year for which these governmental statistics are available).

This data follows the U.S. OSHA definitions, including all employee incidents at GF manufacturing sites.



¹⁷ High-consequence work-related injury: As defined per GRI 403: Occupational Health and Safety 2018, this is a work-related injury that results in a fatality or in an injury from which the worker cannot, does not or is not expected to recover fully to pre-injury health status within six months.

Managing chemicals safely

Semiconductor manufacturing takes place in a highly controlled cleanroom environment. Enclosed equipment and chemical/gas distribution systems provide an ultra-clean manufacturing space and safe working conditions. Stringent material handling procedures include automated chemical delivery systems and sophisticated manufacturing equipment that incorporates multiple engineering controls to minimize the risk of employee chemical exposure. GF thoroughly reviews all new chemicals before introduction to our sites and ensures that proper safeguards and material handling procedures are in place. Our chemical management systems at each site provide employees with ready access to Safety Data Sheets (SDS), chemical safety training and identification of appropriate personal protective equipment when necessary. Please find more information about our proactive approach to chemical and material use [here](#).

Promoting health and wellbeing

We were recognized for our commitment to our employees' overall health and wellbeing in 2024:

- GF Malta, NY received the 2024 Healthiest Employers® Award (Fab 8) for the seventh year in a row.
- GF Burlington, Vermont was honored with the Vermont Governor's Award for Excellence in Worksite Wellness for the sixth consecutive year.

Each GF manufacturing facility has an on-site clinic staffed with medical professionals who administer health and wellbeing programs in collaboration with the GF Total Rewards team and in compliance with applicable data privacy rules. Our health professionals engage globally to share knowledge and drive continuous improvement. We encourage employees to live healthy, active lives and provide support services such as vaccinations, health screenings, dietary consulting, ergonomics awareness campaigns, on-site fitness facilities, cardiopulmonary resuscitation and first aid training and safety tips for travelers.

In addition to physical wellbeing, mental health is a top priority for GF. Mind Matters, an innovative project rolled out in Dresden, is dedicated to promoting and supporting mental health through workshops, online sessions, in-person events and more. It aims to promote understanding of mental health and provide our employees with practical skills for coping with stress, time management, recognizing depression and other challenges.

We continued building upon our occupational health programs in 2024 with our global wellness@gf initiative, which takes a multi-dimensional approach to wellbeing. GF's pillars of wellbeing go beyond physical and mental health, however, and include purpose, business, emotional, career, financial and social wellbeing. In addition to promoting preventative health care, ergonomics and physical and nutritional health, we leverage resources among our health and wellness vendors and promote internal GF resources that complement our wellness initiatives. These include employee resource groups (ERGs), career development resources and volunteer opportunities. Please find more information about our approach to wellbeing at work at GF in the [People](#) section of this report.





Technology for humanity

07

Semiconductor manufacturing is among the most complex manufacturing processes in the world. Requiring a strictly controlled environment, the process includes a sequence of hundreds to thousands of processing steps in which electronic or optical circuits are built-up on a silicon surface.

Highlights: Technology for humanity

Chips made by GF are in the International Space Station, the James Webb telescope and have traveled to Mars and beyond the moons of Jupiter to pioneer new discoveries.

GF's chip technologies are enabling today's electronics systems to be more power efficient, creating new possibilities in the data center arena and supporting AI processing at the edge.

From medical equipment and safer vehicles to fitness trackers, smart glasses and personal monitoring systems, GF solutions help enable wellness and a healthier, safer tomorrow.

GF is developing next-generation gallium nitride (GaN)-on-silicon technology to deliver improved energy efficiency for solar energy, smart grid, RF wireless infrastructure, electric vehicles (EVs) and other clean technology applications.

Technology for humanity

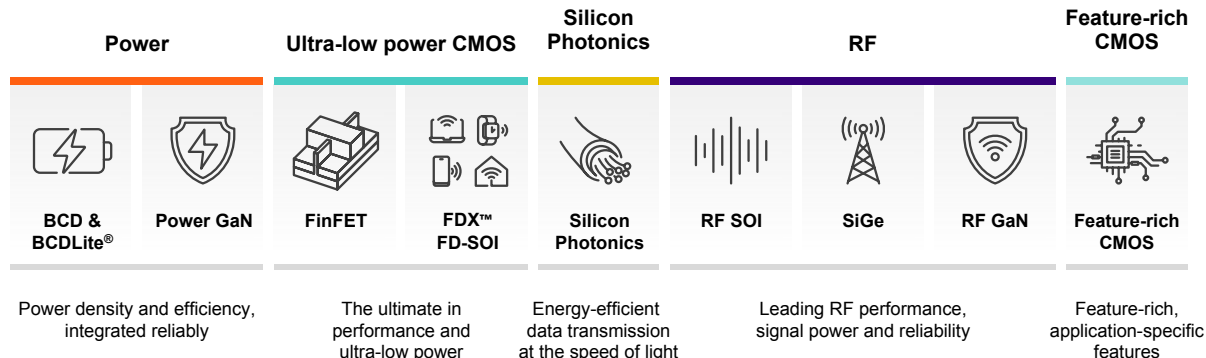
What we make

Semiconductor manufacturing is among the most complex manufacturing processes in the world. Requiring a strictly controlled environment, the process includes a sequence of hundreds to thousands of processing steps in which electronic or optical circuits are built-up on a silicon surface. The resulting chips can be the size of a fingernail, or smaller, and feature billions of individual transistors. GF's vision is to change the industry that is changing the world. We accomplish this through our mission: innovate and partner with our customers and deliver process technology solutions for humanity. The essential semiconductors we deliver are critical to enabling energy efficient devices across the end-markets we serve; and are vital to modernizing the transportation and energy sectors, building more connected and energy efficient infrastructure and communications systems, and developing technology to improve human health and safety.

GF's differentiated technology platforms

Energy efficiency is a key benefit running throughout GF's technologies and our major research and development goal is to continue creating process innovations that further reduce power requirements over the generations and improve performance. The significance of power efficiency across our technology portfolio is illustrated in [Figure 8](#).

Figure 8: Differentiated essential chip technology



End markets we serve


Semiconductors drive the global economy and are at the heart of technological advancement and scientific progress. By providing a secure and reliable supply of chips to our customers in five key end markets, GF creates value for society by enabling these companies to shape their markets and create products that are accelerating the innovation of more sustainable, safer and increasingly useful products for the future. Through an intense focus on collaboration, we have built deep strategic partnerships with a broad base of more than 200 customers,¹⁸ many of whom are the global leaders in their field.



photo: NASA/David Higginbotham

¹⁸ As of December 31, 2024

Automotive



Software defined vehicles

Enhanced technology platforms for next generation vehicles

- GF is a leading automotive semiconductor supplier, providing a broad portfolio of automotive-qualified solutions that drive innovation in the performance, safety and efficiency of modern cars and will enable the next generation of software-defined vehicles (SDVs).
- GF's BCD and BCDLite® CMOS platforms offer differentiated power efficiency that are essential for EVs because they enable increasingly efficient battery designs and management systems.
- We develop GaN solutions to meet the increasing need to deliver highly efficient power management and delivery solutions for on-board chargers (OBC), DC-DC and Traction inverter applications in electric vehicle applications.
- Our 22nm FDX™ FD-SOI based Radar and 40nm based camera ICs make cars safer.
- GF's 40nm CMOS and 22nm FDX™ FD-SOI platform is used to make low-power microcontrollers for advanced driver assistance systems (ADAS) and to integrate and control numerous vehicle systems efficiently.
- The FinFET platform is used for increasingly sophisticated AI applications in ADAS systems and to control the in-vehicle data network which connects the vehicle's different zones to work together effectively and efficiently (e.g., the powertrain, brakes, ADAS, infotainment system, etc.).

Home and industrial IoT



Secure and connected

Innovative solutions for AI at the edge

- Our 22FDX® platform is used to build medical and wellness products such as continuous glucose monitoring patches and insulin pumps, hearing aids and health/fitness monitors.
- GF's FinFET platform and 22FDX® enable network edge accelerators to enhance the efficiency and performance of smart IoT devices.
- The 28ESF3 platform integrates ESF3 embedded non-volatile memory (NVM) into the GF 28SLPe foundry process. The platform offers a unique value proposition for smart card solutions, delivering improved data retention, low read latency and enhanced power efficiency.

Smart mobile devices

Performance, power and speed

Immersive experiences with industry-leading technologies

- GF's feature-rich RF (radio frequency) portfolio is designed for next-generation wireless connectivity and is vital to 5G and future 6G communications networks.
- Our 55 BCDLite® solution is targeted for audio and power-management applications in advanced smartphones and the technology is used in five of today's ten leading smartphone manufacturers.
- GF's feature rich CMOS portfolio (28nm to 55nm) enables a range of sensing applications for mobile and wearables ranging from Read out ICs (ROICs) for imaging, ASICs for microphones and SPAD devices enabling direct time-of-flight sensing applications.
- GF offers 28HV and 40HV supporting a broad portfolio of OLED displays for smartphones.
- GF's 28SLPe and 22FDX+ are optimized for emerging micro-displays for smart glasses enabling memory-in-pixel with dense SRAM, 1.8V to 3.3V for pixel drivers and a range of metallization schemes.

Communications infrastructure and datacenter

Future ready

Ultra-fast, ultra-efficient connectivity in the age of AI

- GF's Fotonix™ (silicon photonics platform) ushers in optical fiber for high-speed datacenter communications. Transitioning to optical will decrease the overall energy used for data transport and enable more efficient utilization of compute resources within the data center.
- Datacenters are moving to higher voltage power distribution to reduce power transmission losses, reducing waste heat and demand on cooling systems. GF's GaN-on-silicon technology improves the efficiency of power distribution within data centers by enabling high voltage to be delivered directly to servers.
- GF's BCDLite® platform is used in next-generation power delivery systems in more efficient vertical and integrated voltage regulators capable of delivering >1000W of power with minimal loss.

Aerospace, defense and critical infrastructure

Secure, trusted and resilient supply

Mission critical technologies with reliable regional supply

- GF is a longstanding partner to aerospace customers. We have a proven legacy of delivering reliable and securely manufactured semiconductors with mission-critical capabilities for space systems. Chips made by GF are in the International Space Station, James Webb telescope and have traveled to Mars and beyond the moons of Jupiter.
- Chips are customized with radiation hardened by design (RHBD) features by GF ecosystem partners and other semiconductor design companies to ensure the chips can withstand the harsh environment of space.
- GF's low-power 12LP/12LP+ platform is used on system-on-chip (SoC) configurations for avionics systems, integrated the high-speed processing and graphics components needed for critical flight applications such as cockpit display systems.
- Our 22FDX® platform is used for optimized communications and the sensing applications needed for aircraft electronics systems such as navigation systems and airborne collision avoidance systems (ACAS).

People



At GF we shape technologies that have a meaningful impact on the world. Our essential chips power devices that transform how people live, work and play. At the core of our success are exceptional individuals – bright minds who share our purpose and are dedicated to redefining the future of semiconductors.

Highlights: People

2024 Great Place to Work-Certified™ - GF Singapore

2024 Employee Experience Awards (EXA) - GF Singapore

Equity 100 Award, from the Human Rights Campaign (HRC) (2025, 2024)

HerKey & DivHERsity Award - GF India recognized as a Top 3 Company in the Electrical/Electronics/Semiconductor category (2024, 2023)

2024 Handshake Early Career Award - GF U.S.

2024 and 2025 Campus Forward Award - GF U.S.

2024 Best Places to Work for Disability Inclusion - GF U.S.

Culture of listening: 83% of GF employees provided feedback through the company engagement survey

People

Shape what's essential

At GF we shape technologies that have a meaningful impact on the world. Our essential chips power devices that transform how people live, work and play. At the core of our success are exceptional individuals — bright minds who share our purpose and are dedicated to redefining the future of semiconductors. To drive innovation and deliver excellence, we cultivate an environment that empowers our people, fuels their growth and positions them to lead the industry forward.

Built on three foundational pillars, our People strategy is a commitment to our greatest asset — our people. By delivering a world-class employee experience, fostering a high-performance culture and leveraging dynamic resource allocation, we are building a future where talent thrives, innovation flourishes and GF leads the way in shaping the semiconductor industry. Together, we shape what's essential.

World-class employee experience: We believe exceptional talent thrives in an exceptional environment. We strive to create a workplace that prioritizes inclusivity, engagement and wellbeing.

High-performance culture: Our strength lies in our ability to deliver results while driving innovation. We cultivate a high-performance culture that encourages accountability, excellence and a growth mindset.

Talent deployment and enablement: In a rapidly changing technology industry, agility is paramount. The integration and deployment of talent, technology and automation in a cohesive way is critical to achieve organizational objectives with speed.

Bringing on the best

Attracting the best talent and providing them with a great experience is a top focus, starting with onboarding. Our approach is centered on providing an environment that fosters creativity, encourages continuous learning and offers rewarding career opportunities. Through competitive compensation, comprehensive benefits, wellness programs, opportunities for growth and development and a supportive and inclusive culture, we aim to attract and retain individuals who are passionate about making a difference within the semiconductor industry.



“At GF, we believe exceptional talent thrives in an exceptional environment. Our culture of innovation is enabled by ~13,000 bright minds collaborating around the world. By providing opportunities for continuous learning, competitive benefits and a culture that values every voice, we ensure our employees feel supported and valued. We are committed to being a great place to work by ensuring everyone has the opportunity to grow, contribute and succeed. Together, we shape what's essential.”

**Pradheepa Raman,
Chief People Officer**

Recognition in recruiting and hiring practices: Building on our recognition as a top 100 internship program in 2023, GF was honored with the Campus Forward Awards in both 2024 and 2025. These awards highlight our commitment to early career recruitment and innovative hiring practices. We also received the Handshake Early Talent Award in 2024, celebrating our efforts in creating a supportive and engaging environment for early career professionals.

Candidate experience: We have adapted and expanded our recruiting, hiring and onboarding practices by implementing a set of candidate care practices. These include increased touch points throughout the process, improved communication timeliness and providing more comprehensive candidate resources to improve the candidate's overall experience.

Internship, apprenticeship, co-op programs: GF interns are fully integrated into our teams and empowered to share ideas and help solve complex problems. We engage with colleges and universities that offer strong engineering and science programs to recruit and hire top talent. GF hires over 350 interns, co-ops and apprentices each year. These students are developed to be our next generation of talent. We strive to provide students with meaningful work experience that will equip them with the skills for a career in the fast-paced, growing semiconductor industry. We provide interns with a range of opportunities including interacting with our employee resource groups (ERGs), volunteering, one-on-one mentorship, work assignments that prioritize growth and potential, professional development opportunities and the chance to network with executives, including an in-person fireside chat with our CEO.

New college graduate experience: We offer several full-time career paths for recent graduates, which provide accelerated training in a fast-paced work environment, cross-functional working opportunities and talent mobility. New graduates receive mentorship, networking and leadership opportunities. GF positions new graduate hires for a successful career, beginning with orientation which includes structured workshops on problem-solving and emotional intelligence, work environment training and time with a dedicated GF trainer to acclimate them to our culture, systems, processes and tools. GF's early career ERG fosters, encourages and empowers personal and professional development of new hires and individuals who have recently entered a new career role. In 2025, GF introduced two innovative accelerator programs within our customer business teams and our Finance Organization. These programs aim to recruit high-potential talent and equip them with the necessary training

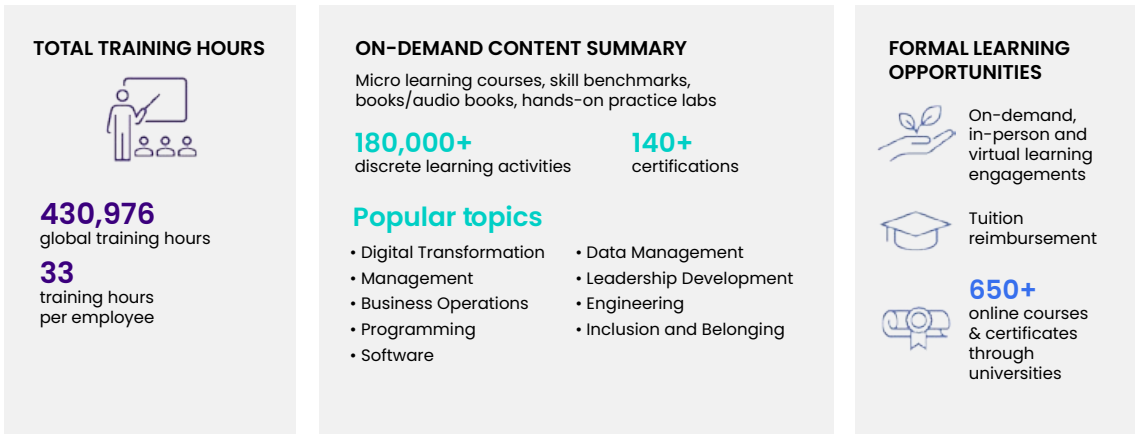
and support to kickstart their careers, ultimately shaping them into future GF leaders.

Lifelong learning and technical expertise

To stay competitive in an industry where technological advancements and market demands are constantly evolving, we embrace lifelong learning and cultivate a growth mindset among our employees. In 2024, our global instructor-led and web-based training totaled 430,976 hours, with an average of more than 33 training hours per employee.

Technical skill building offerings include extensive on-the-job training (OJT) and custom learning plans by career ladder and job level. Key technical expertise is built in areas including photolithography, thin films, etch, diffusion, CMP, CFM, test, quality, labs, facilities, factory systems setup team, IT, IT security, customer engineering and global supply chain.

Figure 9: GF talent assets



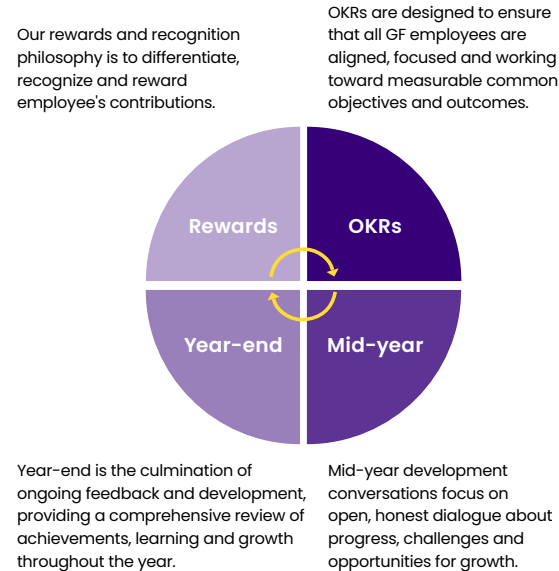
Talent development

We are shaping a high-performance culture where individuals are motivated, engaged and empowered to perform at their highest potential, helping the organization achieve its business goals while championing personal success. This culture is characterized by a shared sense of values and beliefs, and a focus on accountability, collaboration and growth.

We enhanced our performance management process by adopting an Objectives and Key Results (OKRs) format to ensure employees are aligned, focused and working towards measurable and meaningful outcomes that move the business forward. Our process continues to have three formal touchpoints and regular development throughout the year: professional and developmental OKR setting, mid-year conversations and year-end assessment. During these checkpoints, our people leaders have holistic conversations that integrate topics on performance, development and wellbeing that build stronger relationships with their teams.

To keep our high-performance culture thriving, we are supercharging our leaders with the skills to deliver ongoing, impactful feedback that enhances employees' self-awareness, magnifies their strengths and hones their skills. We kicked off an exciting new live workshop format, Engage & Elevate, that brings leaders together from around the globe for dynamic discussions on the best practices in feedback, recognition and team growth. By blending formal touchpoints with continuous development talks, we are equipping our managers with the tools to drive their teams to success.

Figure 10: Performance management process



Leadership development

Empowering our leaders for the future

At the heart of fostering a culture of high-performance, innovation and growth lies our commitment to equip our leaders to help drive our organization forward. In 2024, we developed focused, cohort-based leadership programs to strengthen our leadership pipeline, and expanded training for people leaders (Lead Forward and Engage & Elevate) to further enhance the skills and impact of our management teams. By creating a global leadership ecosystem, we have a clear path for leaders to continuously elevate their skills as they progress throughout their career.

Over 900 people leaders spent over 16,000 hours engaging in targeted leadership development activities aimed at helping them be more successful in their current and future roles, strengthening our leadership pipeline. Between our cohort development programming, Engage & Elevate series and other local initiatives, every manager at GF is offered ongoing leadership development experiences to enhance their career and performance.

Table 7: Descriptions of select GF leadership development programs

	Leading Beyond Boundaries	Leadership Accelerator	Hudson Coaching	Lead Forward
Target audience	Global executives	Pre-executives	High-potential people leaders	People leaders
Program objective	Prepare our leaders to navigate the complexities of an increasingly interconnected world by fostering collaboration across cultures and disciplines, leveraging technology and adapting to changing circumstances with agility and resilience.	Prepare our highest performing individuals for the next level of leadership to retain our top talent and maintain a competitive edge through a holistic, comprehensive, competency-based development program.	Empower individuals to catalyze leadership excellence by unlocking their full potential with the knowledge and resilience needed to navigate challenges and drive meaningful transformation.	Provide a global leadership development framework with three progressive stages designed to equip our people leaders with the critical skills and knowledge necessary for effective self, team and organizational leadership.

Coaching

A coaching culture is essential for fostering a growth-oriented and high-performing organization. We invested in training top influential managers to integrate a coaching leadership orientation into their management style. Our interactive approach allowed managers to practice the skills of listening, inquiry and acknowledgement to activate “everyday development” conversations into their relationships with their team members. When managers are actively coaching, our employees are actively learning, growing and building their confidence.

Our executive and pre-executive population are offered strategic, targeted and personalized executive coaching opportunities to accelerate their growth and development. The coaching engagements are designed to unlock our executives’ potential, build a broader leadership range and empower them to lead their organizations and teams effectively.

Program design best practices:

- ✓ 1:1 coaching
- ✓ Group coaching
- ✓ In-person and virtual live workshops
- ✓ 360 assessments
- ✓ Leadership exposure
- ✓ Team building
- ✓ Business application projects



Engage & Elevate

Engage & Elevate is a new series developed to provide people leaders with targeted training, leadership support and comprehensive resources during critical employee experience moments. Each session features a panel of subject matter experts, leadership storytelling, tools for managers to help them be more effective in their role and an opportunity to provide feedback on future topics they want to learn more about.

We offered two topics to all people leaders in 2024:

- “Creating a Culture of High Performance” supported managers in helping their teams set ambitious and organizationally aligned objectives, providing regular and meaningful feedback, and recognizing and rewarding their teams for their accomplishments.
- “Driving Team Engagement” supported managers with understanding the significance of our annual engagement survey, how to interpret their team’s results and how to develop actions to improve team culture.

GF also offers signature human-centric skill development programs to support all employees in advancing their professional career, regardless of the role they are in. These live courses are delivered in an engaging format, allowing employees to collaborate, network and solve challenges together — all while advancing their skills. Course topics include: Emotional Intelligence, Cross-Cultural Collaboration, Inclusion Mindset and Captivating Communication.

Mentoring

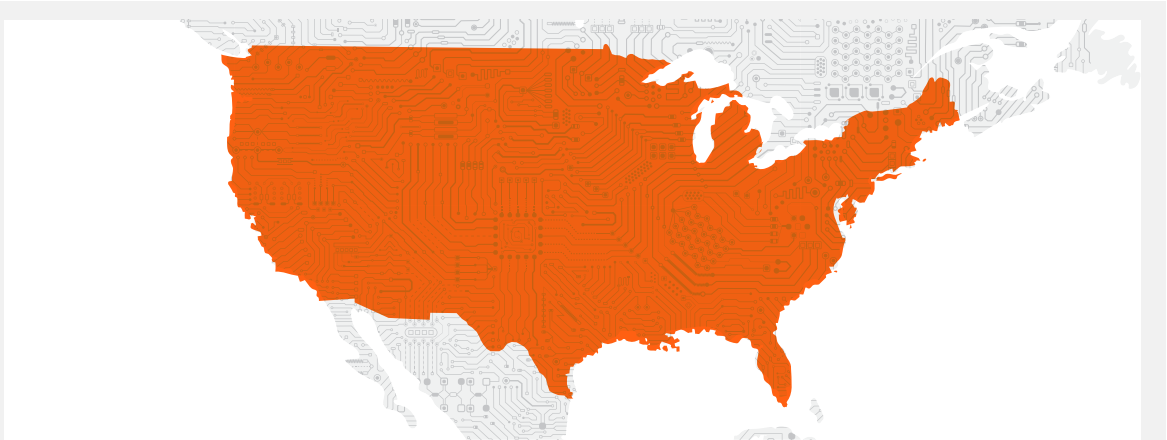
Our Global Mentoring Program engages employees of all job levels to form meaningful relationships based on skill and competency areas they wish to develop. We believe everyone has experiences, insights, skills and capabilities that can benefit others and encourage our team members to not only seek to develop themselves but to make themselves available to develop others. The program strives to drive talent retention, increased employee engagement and productivity and an enhanced sense of community.

In 2024, GF also launched a pilot group mentoring program across each region called “Empowering through Mentoring.” During the five month long program, participants met to discuss topics like building personal agency, confidence, leadership skills, navigating workplace dynamics, building peer-to-peer connections and planning upcoming career moves.



Workforce development

GF is committed to building a strong and sustainable talent pipeline for the next generation of semiconductor talent. We have forged strong partnerships with the educational ecosystem and economic and workforce development organizations in the regions where we do business. The educational partnerships include primary and secondary schools, vocational centers, community colleges and junior colleges, adult and veteran continuing education and universities. We collaborate with our partners to build out the desired programs in support of our technician, engineer, R&D and business support hiring needs. Providing opportunities for the full community is of the utmost importance to build the workforce.



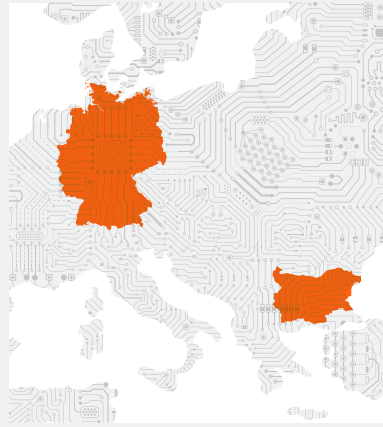
Select 2024 highlights and key programs:

In the United States:

- Received New York State Department of Labor approval for the Nanotechnology Engineering Technician trade, which will expand our industry-leading Registered Apprenticeship Program, creating new career progression for Maintenance and Process Technicians
- Created new technician and engineering pipeline with City University of New York (CUNY) schools for intern and new college graduate talent
- Taught an Introduction to Semiconductor Fabrication Technologies course at Rensselaer Polytechnic Institute to undergrad and graduate students
- Launched student stipend awards at Rensselaer Polytechnic Institute and University of Vermont
- Co-created a Device Characterization Teaching Lab and advised on curriculum for a Semiconductor Certificate with the University of Vermont
- Continued to leverage strategic partnerships with Purdue University and Georgia Institute of Technology for R&D and workforce development collaborations
- Led site tours and job shadow experiences for students in targeted high school programs including Pathways in Technology Early College High School (P-TECH)
- Engaged in FIRST® (For Inspiration and Recognition of Science and Technology) Robotics Competition, FIRST® Tech Challenge and FIRST® LEGO® League mentorship and competition events
- Volunteered at more than 80 K-12 STEM outreach events, reaching more than 16,000 students

In EMEA (Germany, Bulgaria):

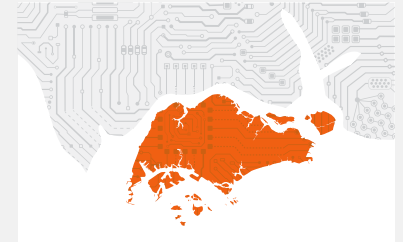
- Provided experiential learning to nearly 70 students through our student school internship program to expand the future talent pipeline (Germany)
- Continued to build our technician workforce through our apprenticeship program which provides structured on-the-job training (Germany)
- Supported regional STEM initiatives and grew GF brand presence at multiple events including FIRST® Robotics, school visits and onsite tours (Germany)
- Developed and realized a VR-digital twin of Fab 1 and use for public relations and brand awareness (>1000 users p.a.)
- Launched a PhD program to promote young scientists by providing a unique opportunity to work on state-of-the-art research projects while pushing their academic career (Germany)
- Entered cooperation agreement with Technical University of Munich (TUM) Chair of AI Processor Design e.g. by co-developing a Master's degree program and providing required MPW-space (starting point for strategic partnership between GF and TUM)



- Continued the Fabmobil workshop concept as a mobile maker space in rural area schools (~50 days) and promoting career opportunities for the semiconductor industry (Germany)
- Co-established an Electronic Design Automation (EDA) Laboratory and taught a Microelectronics course at Sofia University and sponsored an EDA Laboratory at Technical University of Sofia (Bulgaria)

In Singapore:

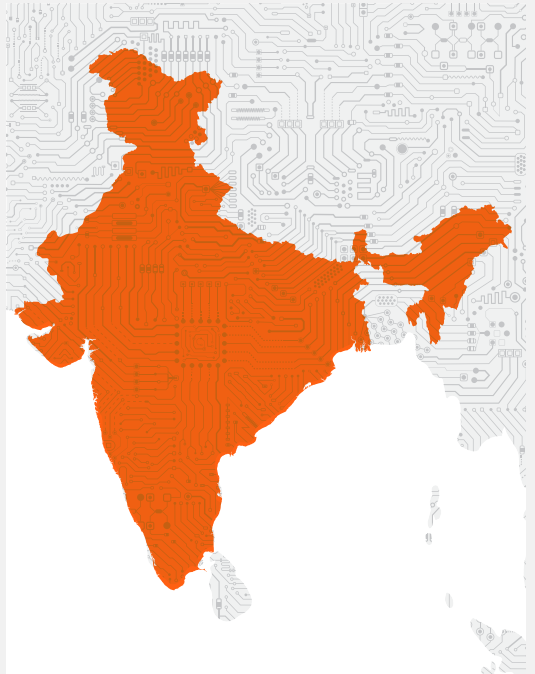
- Collaborated with the Singapore Semiconductor Industry Association (SSIA) to launch the inaugural Semiconductor Active Youth (SAY) program to mentor selected youth ambassadors from various institutions, as well as build interest through activities and community building
- Ran Work Study Diploma program – a 2.5-year program for Institute of Technical Education (ITE) graduates where they are hired as an Associate Engineer Trainee, providing a blend of practical work experience and academic learning while earning a recognized diploma
- Continued to support the Engineering Tech Programme Scholarship for junior college students transitioning to University
- Continued to work with ITE graduates to join manufacturing under the Accelerated Senior Training Program [ATP (M)] with a career progression plan through 36-month, structured on-the-job training
- Ran the Singapore Industry Scholarship program for university students to develop skills and competencies and Career Conversion Program to retrain and prepare mid-career switchers for their next role
- Executed postgraduate industrial programs to develop graduate research talent with critical R&D skill sets



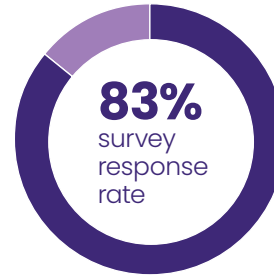
- Engaged Singapore Workforce Skills Qualifications to assess skills and competencies for over 3,000 employees
- Reached over 5,000 students and professionals at over 70 outreach events and onsite site tours, bootcamps and industry holiday programs at target institutions
- Implemented the Work-Study Degree program for Nanyang Technological University students which is designed to enhance students' employability and readiness for the workplace, offering multiple internships and culminating in an industry-sponsored Final Year Project (FYP)
- Collaborated with an engineering society engaging with local universities on STEM education, student engagement and network opportunities

In India:

- Collaborated to develop and implement the industry's first surface-potential-based BSIMSOI model with Indian Institute of Technology (IIT) Kanpur
- Launched a faculty development program on semiconductor nanotechnology which covered the fundamentals of the foundry ecosystem, highlighted the unique value proposition of GF, detailed the ongoing work at GF India and explored the domain of Compact Modeling at KLS Gogte Institute of Technology
- Worked closely with selected list of top 15 Indian universities for targeted hiring as well as guest lectures, expert panel in conferences, invited talks, faculty visits to GF, pre-placement talks, MoU signings and joint curriculum development
- Offered a Short Certification Course in Semiconductor Manufacturing alongside AMAT and SemiX IIT Bombay (IITB) for industry professionals, students, teachers and government officials
- Co-developed a Semiconductor Manufacturing course at Centre for Nano Science and Engineering at Indian Institute of Science
- Participated in Robust and Reliable VLSI Circuits Workshop at IIT Roorkee, attended by more than 30 graduate students
- Invested in SemiX IITB Sponsorship Proposal for Branding, Research, Workforce Development and Entrepreneurship Ecosystem Development focus and attended the 1st Annual SemiX Summit in Memory, Logic and Workforce Development panels



For more information on how our programs are designed to reach the full breadth of our communities, please see the [Community impact](#) section.



Listening and feedback culture

GF's Listening and Feedback program is designed to engage employees during moments that shape the employee experience such as hiring, onboarding, exit and post-major people processes like performance reviews, benefits enrollment and goal setting. By capturing feedback at these pivotal moments, GF ensures that employee experiences are understood and optimized, fostering a culture of continuous improvement. This comprehensive approach allows us to address concerns promptly and effectively.

GF's annual engagement survey takes the pulse of employee sentiment. In 2024, we achieved a strong 83%* participation rate. We also saw a year-over-year increase of 2.5 points in our engagement score, which is 74%.

Engagement survey themes include key elements that drive employee engagement such as inclusion, wellbeing, role clarity, professional development, purpose and empowerment. We identify emerging themes to ensure employee feedback is understood and used to develop actions that create and sustain the work environment our people seek. Company results and actions are shared with all employees at quarterly CEO-led all-employee townhall meetings. Survey action taking is implemented to address specific areas at the company level, within each organization and site location and at the individual manager level.

Inclusion and engagement

At the heart of our organization's success lies the unwavering commitment to fostering a vibrant workplace culture where every employee has access to the support and opportunities they need to thrive and can be themselves at work. This dedication bolsters creativity, enhances decision-making and propels our performance to new heights, ensuring that we remain at the forefront of innovation and excellence in our industry.

We are fully committed to nondiscrimination and equal opportunity in the workplace. Hiring, promotion and retention decisions are based on the best qualified individuals and legitimate job-related criteria.

Embracing our ERGs

Our employee resource groups (ERGs) are an important part of GF's culture. They encourage employees to be themselves, contribute their perspectives and foster a culture of belonging. ERGs drive employee engagement, promote inclusive teaming, empower professional development and help foster greater wellbeing and belonging.

All ERGs are open to any GF employee. Currently 26% of GF employees are members in ERGs with chapter expansion into Germany, India and Singapore.



Our ERGs

Our ERGs include ConnectAbility, United States Veteran's Resource Group (VRG), Early Tenure Professionals, GlobalFamilies, GlobalWomen, Pride@GF, Remote@GF, Asian Society for Inclusion and Awareness (ASIA), Unidos (Hispanic/Latinx Resource Group) and Black Resource Advocates Group (BRAG).

ConnectAbility employee resource group

We strive to create a more inclusive and accessible workplace and become a global employer of choice for people with disabilities and those caring for family members with disabilities. In 2024, GF earned a top score on the Disability Equality Index as the best place to work for disability inclusion. We have increased self-ID campaigns, expanded education on non-apparent disabilities, provided disability fundamentals training for managers and expanded benefits to focus on neurodiversity care for our employees. GF's ERG, ConnectAbility, provides a safe space for employees to share, support one another, discuss their needs and ideas related to accessibility and inclusive policies.

ConnectAbility serves as a voice for employees with disabilities or caregivers for individuals with disabilities by advocating for their needs and raising awareness about accessibility and disability-related issues. In November, we celebrated National Disability Employee Awareness month with an external speaker and employee spotlights, highlighting personal stories of resiliency and perseverance.



“ConnectAbility has grown into an important force for inclusion, advocacy and support — creating a workplace where individuals with disabilities and caregivers of children with disabilities feel seen, valued and empowered. Together, we are driving meaningful change and shaping a more accessible future for all.”

Shankaran Janardhanan
SVP Product Management
& ConnectAbility
Executive Sponsor



Veteran's Resource Group

Our GF United States Veteran's Resource Group (VRG) welcomes all veterans, military family members and individuals seeking to support our veteran workforce and be an ally. With over 100 members, the VRG helps veterans at GF connect and build a community. GF and the VRG are dedicated to supporting U.S. veterans through industry specific training, career development and volunteerism in our local community. We value the leadership, discipline, skills and experience that military veterans bring to their careers at GF. The VRG has played a key role in implementing recruiting initiatives and presenting GF opportunities at veteran career fairs. The VRG also aids service members transitioning from active duty to GF by supporting the Dept. of Defense (DoD) SkillBridge program, which offers hands-on training before the end of their enlistment. Veterans joining GF are connected to the VRG network, receiving professional mentoring from fellow veterans. Through shared experiences and a commitment to service beyond the uniform, the VRG creates a supportive network that honors military service while empowering professional growth.

The Malta and Burlington VRG groups coordinate annual wreath-laying ceremonies through Wreaths Across America, placing over 3,700 wreaths last year. They organized a food drive, collecting over 1,200 lbs. of food and more than \$1,400

for local Veteran food banks and hosted GF's annual event for Veterans Day to recognize and honor the GF Veteran servicemembers who have and continue to serve in our military.

GlobalFoundries in Malta, NY hosted its annual Veterans Day event on Monday, November 11, 2024. It celebrated the vital contributions of veterans to the semiconductor industry. The event featured the latest on GF's efforts to support veterans.

Early Tenure Professionals employee resource group

GF's Early Tenure Professions (ETP) ERG's mission is to foster, encourage and empower personal and professional development of individuals who have recently entered a new role by offering academic, philanthropic and social initiatives and programing. This year we expanded chapters in India, Dresden and Singapore.



ETP Malta

In 2024, ETP Malta led many social engagement events designed to grow GF employees' connections with each other, provide opportunities to meet new people and explore the expansive semiconductor manufacturing process steps. These events included an annual BBQ, trivia, bowling nights and hiking. The group also hosted volunteering events to build a

sense of community and personal growth, including foodbank events and a yearly polar plunge fundraiser for the Special Olympics. To foster a sense of belonging, networking, learning and community, ETP created a program to connect early career employees across semiconductor process areas within the fab with a tour series to learn about available career paths. ETP also partners with other ERGs on annual speed mentoring events.



ETP Burlington

ETP Burlington hosted 56 events throughout 2024, including onsite informational sessions highlighting each aspect of the manufacturing process, off-site social events, cross collaboration with other ERGs and philanthropic initiatives in their local community. The group spent time focusing on their local community through events such as gleaning at a local apple orchard and cooking a fresh meal at Hope Lodge in larger support of the American Cancer Society. Burlington continued to be a model chapter for other ETP organizations by helping to kick off the new ETP chapters in both Dresden, Germany and Singapore. ETP Burlington developed and produced the first site resource packet tailored to provide interns and new hires with key information to help them on their first days and weeks with the company.



ETP India

ETP India hosted several notable events in 2024, including the GF India Intern's Day, which introduces new interns to the company and provides opportunities to connect with their peers and mentors. The group also organized engagements where senior leaders shared their career journeys with early career professionals. ETP India also launched Casual Connects, a series of informal interactions over lunch, to promote cross-functional networking.



ETP Singapore

This group was successfully launched in June 2024 with a roadshow that brought together over 200 early tenure professionals and seasoned professionals from various backgrounds. ETP Singapore organized two well-received Leadership Connect Series events in July and October, focused on early career advice and the GF Ambassador program. The chapter delivered more than 1,000 gifts during the holiday season in collaboration with GlobalGives and Share-A-Gift.



ETP Dresden

As the newest GF ETP chapter, the Dresden group launched in December 2024. The team developed an event plan featuring regular monthly meetings to ensure ongoing engagement and progress. They organized a sub-fab tour where participants had the opportunity to inspect various key facilities and systems. This tour also offered colleagues from non-technical areas valuable and easily understandable insights into the various aspects of the facilities.



“I’m inspired by the talent and fresh perspectives the early career professionals bring. Their curiosity, drive and willingness to challenge the norm are powerful forces for change. It’s my privilege to guide and support the ETP India chapter towards impactful initiatives that help shape the future of our organization.”

Chandru Chikkalingaiah
Senior Director Global Supply Chain
and Executive Sponsor for ETP India

Rewards and wellbeing

We are committed to offering high-quality benefit options that are affordable, competitive and comprehensive for employees and their families across the globe. All full-time and part-time employees receive equal benefits in their regions with some differences in time-off allocations, based on working hours. Temporary employees are ineligible for benefits except where required under country-specific labor laws.

We work to develop and enhance programs that encompass the whole person, helping them better manage their work and family. Many of these programs focus on “moments that matter” in an employee’s career journey and include benefits such as:

- Comprehensive healthcare and life insurance options
- Financial benefits such as retirement savings plans, and in some countries, pension plans
- Time off programs including vacation and paid holidays
- Leave of absence programs including competitive parental leave and prenatal leave in the U.S.
- Family care support and programs including breast-feeding/lactation facilities, assistance with finding care providers and employer provided care subsidies
- Career development programs, including tuition reimbursement and student loan repayment
- Global mobility opportunities, including short/long term assignments and relocation
- Professional and career skills development
- Additional location-specific benefits

Family care support

We strive to support employees and their families inside and outside of work. In some areas, that comes in the form of childcare support. In many regions of the world, childcare is a concern not only because of availability but also cost. In 2024, GF worked with Care.com to introduce childcare support programs in the U.S. To aid in the affordability of care, we made a \$2,000 USD employer contribution to Dependent Care FSAs (DCFSA) for enrolled employees in 2025. This is an increase from the \$1,000 USD employer contribution available in 2024. GF recognizes that many employees may also be faced with finding and paying for care for aging family members. The Care.com program, Employee Assistance Program (EAP) and employer DCFSA contribution can be used for elder care needs.

Following the birth of a child or when returning to the office, GF offers lactation rooms in our locations across the globe and, in the U.S., provides support and resources through our health insurance provider.

Wellbeing

We have begun seeing a shift in the wellbeing needs of our employees as well as how we engage employees in our program offerings. In 2023, we launched a global wellness campaign (wellness@gf) which enhanced the occupational health programs that GF has had in place for many years. Through the Personify Health Platform we introduced a new global program in 2024 (Rethink Care) which aims to better support the ever-changing health and wellbeing needs of our employees and their families.



With Personify Health, employees can create positive lifestyle changes through healthy habits in their lives. This can be completed through individual journeys or as a team through global challenges initiated to encourage teams across the world to pursue health goals through friendly competition. Our partnership with RethinkCare provides employees with holistic support for parenting and professional wellbeing needs. As the leading global behavioral and mental health platform supporting neurodiversity in the workplace and at home, employees can access 1:1 expert consultation to address a broad spectrum of needs.



Wellness@gf is anchored by seven key areas of wellbeing¹⁹ for our employees:



PURPOSE and BUSINESS WELLBEING

Supporting an employee's sense of belonging at an organization and being part of our broader mission.



SOCIAL WELLBEING

Sharing, developing and sustaining meaningful relationships with others. Allowing employees to feel authentic and valued while providing a sense of connectedness and belonging.



EMOTIONAL WELLBEING

Closely interlinked with mental and social wellbeing, emotional wellbeing is when employees experience positive emotions, moods, thoughts and feelings along with being able to adapt when confronted with adversity.



CAREER WELLBEING

Empowering employees to align their role to their individual aspirations and their personal definition of career success.



FINANCIAL WELLBEING

Being sensitive of employees' feelings about their current and ongoing financial obligations and financial future and being able to make choices that allow you to enjoy life.



MENTAL WELLBEING

A state of wellbeing is one in which you realize your own abilities and can thrive in various aspects of life such as relationships and family, your career and your community.



PHYSICAL WELLBEING

Recognizing the need for physical activity, healthy foods and adequate sleep allows us to prevent illness and injury as well as manage chronic health conditions through preventive and ongoing medical care.

2025 Global Wellness Initiative is a year-long program designed to support employees' personal and professional growth. This initiative will help support our employees' personal journey to wellness through GF's seven key components of wellbeing. Each quarter, actionable resources and events designed to support one or two of these seven components will be released.

Tuition reimbursement and student loan repayment programs

GF provides financial support to employees who have completed an eligible degree program or participate in externally-sponsored educational courses. This support is intended to enhance employees' professional development and their skills and knowledge. U.S. employees are eligible to participate in both the student loan support and tuition reimbursement programs but may not receive more than \$10,000 in total combined benefits in a calendar year.

Employee Assistance Program

Our Employee Assistance Program (EAP) provides employees and members of their household with 24/7 counseling and support. We offer up to eight free counseling sessions per concern, per year, which can encompass any area of wellbeing. Employees can also access online resources and tools to support their wellbeing both inside and outside of the workplace. Our monthly webinars, hosted globally by EAP, focus on a wide range of topics including employee burnout, mental health awareness, maintaining a healthy work-life balance and creating a healthy financial outlook. New topics are added annually to support the diverse needs of our employee population.

¹⁹ <https://zestforwork.com/a-holistic-approach-to-workplace-wellbeing/>

GF Flex – where life meets work

When life events occur, either big or small, we want to make sure our employees feel fully supported. By identifying and implementing flexible solutions to better support employee work-life integration and wellbeing, our employees can contribute their value in the way that works for the business, themselves and their teams. Approximately 25% of the GF workforce participates in some type of flexible work arrangement, which may include fully remote, partial remote, part-time or flexible work hours. One of the many benefits of GF Flex is that for most arrangements, employees can flex their work while maintaining the comprehensive benefits available to them.

Parental leave

As a commitment to support employees in all aspects of life, GF offers a competitive global paid parental leave program, including a minimum of 20 weeks paid maternity leave. This program meets all local and country-based parental leave requirements and provides time off for regions without a leave law requirement. Every GF region offers paid leave for non-birth parents which varies in adherence to local laws as applicable. Our parental leave programs are open to 100% of our regular employees across the globe. Within the U.S., 20 hours of prenatal time was added in 2025 to allow birth mothers additional paid time off for prenatal appointments and procedures. When employees are ready to return to work, they can participate in our GF Flex program which can help ease the stress of returning to work and further supports their work-life balance and wellbeing. We recorded an average global retention rate of 83% at year-end 2024 for employees who have taken parental leave in 2024. Please see [Annex: People data](#) for GF's parental leave data.



Compensation practices

Our rewards programs are fundamental to the goals of our talent strategy. We provide robust compensation programs, consisting of base salary and variable pay programs across all levels of the organization. Our goal is to help employees build ownership in the company's future through two key programs. For eligible employees, we offer stock-based compensation consisting of Restricted Stock Units (RSUs) and Performance Share Units (PSUs) that vest over a three-year period. In 2024, 41% of employees globally were eligible for this program,²⁰ which includes employees across multiple job levels and career ladders including technicians, engineers, individual contributors and management. We also offer a global Employee Stock Purchase Program (ESPP), which matches 20% of employee contributions and provides a seed grant of 50 shares for first-time eligible enrollees. Our shared commitment to the success

of GF is reflected in the 60% employee participation rate in the ESPP program. In 2025, an additional 450 employees in lower job levels became eligible for GF's equity program.

We offer market-competitive compensation programs that are fair and equitable for all employees. GF regularly works with third-party experts, applying statistical modeling techniques to monitor and evaluate global pay equity. In the last few years, including 2024, we took a close look at our base pay and promotion guidance to ensure a fair and consistent approach across the organization. Rooted in our values, pay transparency is at the forefront of enabling pay equity, holding ourselves accountable and encouraging action by others. In the U.S., we provide pay ranges in all job positions, regardless of local requirements and plan to implement a similar practice in other regions in the future.

²⁰ 40% of GF employees that were not senior management were eligible for this program in 2024.

Community impact



As a major employer worldwide, GF works to support the communities our employees call home. Embracing a culture of giving, compassion and community involvement makes GF a better place to work and reflects our values as a company.



Highlights: Community impact

In 2024, GF and its employees collectively donated \$1.47 million USD, supporting 1,184 charities globally.

Since 2016, GF and its employees have contributed over \$6.2 million USD in donations and 36,500+ volunteer hours globally.

GlobalGives supported six global disaster relief campaigns with a 200% company match, aiding communities in crisis with company and employee combined contributions of more than \$52,000.

GF and its employees are dedicated to empowering the next generation of innovators through impactful STEM education programs and community involvement, fostering a brighter future for the semiconductor industry.

STEM and digital skills

GlobalGives is dedicated to igniting a passion for STEM education in communities across all GlobalFoundries locations. From kindergarten to graduation, we fund programs that inspire a love for science, technology, engineering and mathematics. Our initiative offers experiential learning, curriculum development, mentoring and digital inclusion, encouraging students to pursue STEM education and careers.

We proudly partner with FIRST®, a nonprofit that prepares young minds for the future through hands-on robotics programs like the LEGO® League, inspiring youth to power a better tomorrow. Additionally, our collaborations with Rensselaer Polytechnic Institute (RPI) and the University of Vermont's College of Engineering and Mathematical Sciences (CEMS) equip students with the education, professional development and real-world experiences needed to thrive in the semiconductor industry.

In Singapore, we hosted a learning journey for educators at Science Centre Singapore, raising awareness about the semiconductor industry's significance and providing insights into STEM advancements. In Dresden, we support Fabmobil, which introduces young students to microelectronics in an engaging and fun way, sparking interest in semiconductor careers.

The STEM@GF multimedia resource inspires students to explore the semiconductor industry and its career pathways. Please also refer to the [People](#) section for the comprehensive workforce development initiatives across our global sites.

Community impact

As a major employer worldwide, GF works to support the communities our employees call home. Embracing a culture of giving, compassion and community involvement makes GF a better place to work and reflects our values as a company.

GlobalGives

Launched in 2016, GlobalGives formalized our corporate support for grassroots community efforts at every major GF location, connecting local programs to a larger global effort. These champions drive deeper employee engagement by enabling creative, localized approaches.

GlobalGives allows GF to respond to community needs in times of crisis, working with site teams to identify the best fit for causes in each region. The platform facilitates corporate and employee donations, company matching and volunteer rewards across multiple currencies. Every employee is eligible to participate, with access to over two million vetted global nonprofits.

GF offers 100% company matching and \$10 USD²¹ per hour in volunteer rewards, which is doubled to \$20 USD during volunteer month every April, up to \$1,000 USD per employee per year. New hires receive a \$20 USD²² credit in their giving account to donate to over two million vetted nonprofits. Since 2016, GF and its employees have contributed over \$6.2 million USD in donations and 36,500+ volunteer hours globally.

Key initiatives

GF employees make a difference annually by volunteering and donating to various causes, improving the quality of life in our communities. GlobalGives facilitates numerous localized campaigns, including food drives, school supplies, holiday gifts for children, Earth Day volunteerism and disaster relief.

^{21,22} Or local currency equivalent

GlobalGives crisis response

GF is as committed as ever to our mission, vision and values. There is no better example of living our values than when we come together as ONEGF to respond to communities in times of crisis.

While we match 100% of support to communities affected by natural disasters, we implemented a 200% employee matching program to support communities affected by six natural disasters in 2024. Together, GF and its employees contributed over \$52,000 USD to relief efforts for those impacted by flooding in Germany and Iowa, the Midwest tornadoes, the Taiwan earthquake, hurricanes Milton and Helene and the landslides in India. The primary beneficiaries of these campaigns were the American Red Cross, the German Red Cross and Save the Children.

Visit the [GlobalGives Community page](#) to learn more about ongoing GF giving opportunities and campaigns.

Taiwan earthquake

When a 7.4 magnitude earthquake rocked the island nation of Taiwan, GF's relief campaign supported GIVE2ASIA, which helped to provide life-saving medical care, emergency shelter, food and clean water to victims.

Midwestern U.S. tornadoes

GF supported an American Red Cross campaign to provide shelter, water and food to the tens of thousands of people without power after dozens of tornadoes tore through Oklahoma, Nebraska and Iowa in 2024.

Germany flood damage

Flooding across southern Germany caused infrastructure damage and prompted large-scale evacuations. GF's support of the German Red Cross provided essential disaster relief in the affected areas.

Iowa flooding

Flooding devastated northwest Iowa, leaving 290 severely impacted in one city alone. GF organized a campaign, enabling the Red Cross to meet the immediate basic needs of emergency shelter, food and relief supplies for affected victims and communities.

Catastrophic landslide in India

Nearly 10,000 people sought immediate shelter after a landslide following heavy monsoon rains struck the Chooralmala and Mundakkai regions of India. GF supported the Neethi Vekhdi rescue organization who provided essential services in the region.

Hurricanes Milton and Helene

Despite significant preparedness efforts prior to the storms, Hurricanes Milton and Helene cut a wide path of damage and destruction across the Southeast United States and led to widespread flooding, damaging thousands of homes and businesses. Hurricane Helene was the costliest storm in U.S. history, with property damage estimated at \$200 billion. GF organized support for the American Red Cross and Save the Children organizations.

Community impact by the numbers in 2024

DONATIONS



VOLUNTEERISM



TOTAL IMPACT 2024



Dollar amounts are in USD

A worker in a white cleanroom suit and mask is operating a large, complex industrial machine. The machine has several red vertical pillars and a large circular platform. The worker is focused on a task, possibly inspecting or adjusting a component on the machine. The background shows more of the industrial facility with various pipes and equipment.

Sustainable manufacturing

Our Journey to Zero is the leading theme of GF's approach to environmental sustainability. It represents GF's commitment to grow responsibly while continually minimizing our impact on the environment.

10

Highlights: Sustainable manufacturing

In 2024, GF announced a Net-zero GHG emissions and 100% carbon-neutral power by 2050 goal, building on our existing Journey to Zero Carbon Goal.

No GF fab sites are located in, or withdraw water from, geographies with high water stress.²³

GF collaborates and funds research with university and industry partners to identify innovations to further reduce the semiconductor industry's environmental footprint.

GF executed projects in 2024 that are expected to annually conserve 33 GWh electricity, 224k m³ of water, 100,000 MTCO₂e in GHG emissions and 900 tons of chemical use and corresponding waste generation.

In 2025, GF updated its Journey to Zero Carbon pledge by accelerating our near-term commitment to reduce total GHG emissions by 42% by 2030, up from our previous target of 25%.

resource conservation and pollution prevention, stormwater and groundwater protection, and waste management. They are reviewed and updated periodically as best practices evolve. The GF Global EHS Standards are complimented by assurance programs that govern regulatory compliance auditing and compliance assessments focused on the “Beyond Compliance” elements of the Standards.

Our newest expansion project in Singapore exemplifies how GF follows our Global EHS Standards to drive inclusion of sustainability features into new site development. The Singapore expansion includes water reuse and recycling features, such as capturing rainwater for general non-potable uses, efficient air emissions and GHG abatement, as well as utilizing electricity-driven heat pumps instead of fossil-fuel-burning combustion boilers. Both the fab and administration buildings of our newest expansion achieved Green Mark Gold status from Singapore's Building and Construction Authority.

Beyond our own operations, we extend environmental provisions to our suppliers (see [Responsible sourcing](#)). GF requires that suppliers conform with all applicable regulatory requirements and GF's materials compliance provisions, comply with all provisions of the [RBA Code](#) (including its environmental provisions) and implement EHS management systems appropriate to supplier size and nature of business (see [GF Supplier Code of Conduct](#)). We engage with our major suppliers in our annual RBA supplier campaign to promote environmental sustainability throughout our supply chain and obtain our major suppliers' key environmental performance metrics and goals, specifically GHG emissions, resource use (water and energy) and generated waste.

Sustainable manufacturing

Our approach

Our Journey to Zero is the leading theme of GF's approach to environmental sustainability. It represents GF's commitment to grow responsibly while continually minimizing our impact on the environment.

On our Journey to Zero, GF follows a “Beyond Compliance” strategy to ensure that we meet or exceed environmental regulatory compliance obligations, customer requirements and voluntary initiatives to which we subscribe. We collaborate with our customers, suppliers, partners, academic and governmental bodies, and industry consortia to drive continual environmental improvement in semiconductor manufacturing beyond the limits of our company. We engage internally by providing employees with information about GF's environmental programs at the site and corporate level. We seek employee participation because we know that some of the greatest opportunities for environmental sustainability

are identified by our global workforce. GF annually celebrates Earth Week with volunteer events, photo campaigns, quizzes and information about how employees can contribute to environmental sustainability at work and at home.

GF has four manufacturing sites for semiconductor products. Each site adheres to GF's Global EHS Policy and Standards, which provides the foundation for our ISO 14001 certified Environmental Management System that 100% of these sites have earned.²⁴ Our [Global EHS Policy](#) has been released according to our corporate policy review and approvals process, which includes the ARCC (see as described in [Governance](#)). We strive to continually improve best practice by aligning with policy and regulatory developments, and the evolving voluntary initiatives and industry codes that GF subscribes to. Additionally, we apply knowledge drawn from collaboration with our customers, industry associations and academic partners. Our Global EHS Standards define how we operate our fabs and other sites, and how we plan and build new sites. They cover a wide range of environmental topics, including air quality, climate protection, chemical management, industrial wastewater, product compliance,

²³ Water stress defined as “baseline water stress” by the World Resources Institute's (WRI) “Aqueduct Water Risk Atlas.”

²⁴ The scope of certification covers the manufacture of semiconductor products at all four of GF's manufacturing sites.



Further upstream of our direct operations, GF funds research in collaboration with university and industry partners to identify innovations to further reduce the semiconductor industry's environmental footprint. These partnerships address some of our most material environmental topics, such as exploring novel process chemistry solutions, developing innovative solutions for GHG emissions reduction and abatement, and identifying new technologies for specific wastewater treatment processes. Collaboration examples include:

- GF is a Founding Member of the Semiconductor Climate Consortium, which collaborates across the supply chain to accelerate the reduction of GHG emissions within the semiconductor value chain.
- In 2022, GF was the first semiconductor manufacturer to join the Sustainable Semiconductor Technologies and Systems (SSTS) research program at imec (Interuniversity Microelectronics Centre), a world-leading research and innovation center in nanoelectronics and digital technologies. GF collaborates with imec and other SSTS partners across the semiconductor value chain to study the environmental impact of chip design, development and manufacturing, and to share information and insights on resource conservation and decarbonization efforts.
- GF was a founding member of the Semiconductor Industry PFAS Consortium and has worked with the international group since 2021 to collect the technical data needed to formulate a science-based industry-wide approach to per- and poly-fluoroalkyl substances (PFAS). The consortium is working to reduce PFAS consumption, eliminate non-critical uses, identify viable alternatives, improve emissions control and identify industry research needs.

- GF has co-funded dozens of university research projects on environmental, health and safety topics since our founding. In addition to directly funded GF research, much of the research has been co-funded through the Environment, Safety and Health Program at the Semiconductor Research Corporation (SRC), a not-for-profit that manages industry funded R&D. Most projects have been three years in duration to match the typical time required for a PhD student to collect data for their research. Topics have included process optimization to minimize GHG emissions from plasma tools, optimization of manufacturing tools for reduced water and chemical consumption, quantum chemical modeling to support the development of less toxic alternatives to PFAS, the development of PFAS-free photoresists and plasma destruction of PFAS, among many others. In addition to producing information and technology that is essential to the sustainable manufacturing of semiconductors, the GF sponsored work has brought dozens of newly minted PhD's into the industry and academia.
- GF has co-authored the Microelectronics and Advanced Packaging Technologies Roadmap, a collaboration between SRC, SIA and university partners that outlines critical research priorities and technology challenges that must be addressed to ensure sustainable growth and innovation in the semiconductor industry.
- GF serves on an advisory board for the National Semiconductor Technology Center (NSTC) Perfluoroalkyl and Polyfluoroalkyl Substances Reduction and Innovation in Semiconductor Manufacturing (PRISM) program. The \$35 million program was formed to enhance the economic sustainability of semiconductor manufacturing by facilitating the development and demonstration of cost-effective solutions to PFAS measurement and treatment.

- GF was a founding member of the SIA PAG Consortium where it has worked with other device makers and photolithography chemical suppliers to assure the development and supply of safe, sustainable photoacid generator chemicals.
- GF is actively engaged in CHIPS AI/AE for Rapid, Industry-informed Sustainable Semiconductor Materials and Processes (CARISSMA), a National Institute of Standards and Technology (NIST) program that has been formed to employ artificial intelligence (AI) and autonomous experimentation (AE) for the development of sustainable new materials for the semiconductor industry.
- GF is actively involved in the newly formed CHIPS Manufacturing Institute, that was recently formed to develop and employ a "digital twin" approach to the development and manufacturing of semiconductors and advanced packaging processes. Digital twins are virtual models that can be used to replicate semiconductor chips and the manufacturing processes. They provide an unprecedented opportunity to optimize chip design and wafer fabrication processes for efficient operation and sustainable use of materials and energy.

Our resource conservation strategy and goals

Since our founding 16 years ago, GF has been committed to sustainable operations, focusing on implementing pollution prevention and resource conservation programs that reduce GHG emissions and conserve energy, water and chemicals — lowering waste and corresponding emissions. We apply the pollution prevention hierarchy of source reduction, reuse, recycle, treat and disposal to enable cost savings while benefiting the environment at the same time.

In 2024, GF completed projects to enable progress on our journey to achieve our resource conservation goals. These projects are expected to result in the following annualized savings:

- 33 GWh electricity
- 224k m³ water
- 100,000 metric tons of carbon dioxide equivalents (MTCO₂e) of GHG emissions
- 900 tons of chemical use and corresponding waste generation

Our Journey to Zero-themed resource conservation goals drive GF's transition to sustainable manufacturing. In April 2024, we strengthened our long-term commitment with the announcement of two new goals to achieve net-zero GHG emissions and 100% carbon-neutral power supply by 2050. The new 2050 goals are aligned with the Paris Agreement and build upon our preexisting Journey to Zero Carbon goals.

In April 2025, GF accelerated our Journey to Zero Carbon near term commitment to reduce absolute GHG emissions 42% by 2030 in alignment with the Science Based Targets initiative (SBTi). We are on track to meet this new 42% reduction goal, up from our previous 25% reduction target, through a comprehensive mix of energy efficiency improvements, state-of-the-art emissions controls, expanded use of alternative chemistries, and use of lower-carbon power across our U.S., Germany and Singapore fabs.

We review quarterly progress of our resource conservation goals in our Stewardship Committee and report quarterly progress to the ARCC for those environmental goals that are part of our Board level goals (for more details, please see [Sustainability governance](#)). Our quarterly environmental performance data collection process is governed by an internal specification within GF's EHS Management System.

Table 8. Progress towards GF's resource conservation goals

Topic	Goal	Year-end 2024 progress
GHG emissions	Near term - reduce absolute GHG emissions (combined Scope 1 and Scope 2) by 25% from 2020 to 2030. This goal has been superseded by a more aggressive goal announced for 2030.	Exceeding: 15% reduction
	Long term - achieve net-zero GHG emissions by 2050.	On track
Electricity*	Achieve less than 0.033 kWh/MI ²⁵ of normalized electricity consumption by 2025 (34% reduction from 2020 baseline).	Reduction to date: 16% Challenged: 0.042 kWh/MI
	Long term - Achieve 100% carbon-neutral power supply by 2050.	On track
Water*	Improve water use efficiency by achieving a normalized water use of 0.32 liters/MI ²⁵ or less by 2025 (26% reduction from 2020 baseline).	Reduction to date: 17% Challenged: 0.36 liters/MI
Waste (hazardous and non-hazardous waste)	Achieve a normalized total waste generation of 0.81 Grams/MI ²⁵ or less by 2025 (16% reduction from 2020 baseline).	Reduction to date: 22% Exceeding: 0.75 Grams/MI
	Achieve a normalized hazardous waste generation of 0.61 Grams/MI ²⁵ or less by 2025 (19% reduction from 2020 baseline).	Reduction to date: 28% Exceeding: 0.54 Grams/MI

*Our electricity and water goal excludes the Dresden cogeneration plant that GF took operational control of January 1, 2024.

²⁵ We normalize our wafer production data using an industry standard Manufacturing Index (MI). The MI is derived from the number of mask steps in our fabrication processes (reflecting process complexity) and the total area of wafers produced.


Climate risk mitigation – GF Journey to Zero Carbon

We recognize critical global environmental challenges, specifically climate change, impacting the environment, society and the worldwide economy – evidenced by a record breaking average global temperature in 2024, and the hottest year on record.²⁶

Semiconductor manufacturing emits both direct (Scope 1) and indirect (Scope 2) GHG emissions. Scope 1 GHG emissions are those released from our facilities, comprising of fluorinated GHGs (F-GHGs), N₂O and fluorinated heat transfer fluids (FHTF), as well as emissions from on-site combustion of fossil fuels such as natural gas, diesel and fuel oils. F-GHGs include HFCs (hydrofluorocarbons) such as CH₂F₂ and CHF₃ and PFCs (perfluorinated compounds) such as CF₄, C₂F₆, C₃F₈, C₄F₈, as well as NF₃ and SF₆. Scope 2 GHG emissions are those that result from externally generated electricity used at GF sites.

As an important step to align with climate science and minimize exposure to climate change, GF's strengthened near-term Journey to Zero Carbon goal pledges to reduce our absolute Scope 1 and Scope 2 GHG emissions by 42% from 2021 to 2030, even as we expand our global manufacturing capacity. We are on track to meet our new 42% reduction goal by 2030. In April 2024, we announced our long-term goal to achieve net-zero GHG emissions and utilize a 100% carbon-neutral power supply across our global footprint by 2050.

Net-zero is the widely accepted international goal for mitigating global warming in the second half of this century and calls for companies to reduce GHG emissions to keep the global rise in temperature below 2°C above pre-industrial times. To achieve its net-zero 2050 goal, GF plans to further reduce emissions through the continued use of state-of-the-art emissions controls when expanding its manufacturing footprint, installation of new controls on existing sites where appropriate, expanded use of alternative chemistries, and achieving 100% carbon-neutral power and offset residual emissions. GF also plans to work with suppliers and partners to further reduce and remove emissions across GF's value chain. GF continues working to increase our understanding of the long-term business risks and opportunities associated with climate change, in accordance with the recommendations of the Task Force on Climate-related Financial Disclosures (TCFD). Building upon the results of our 2022 qualitative scenario-based climate risk analysis, in 2024 we performed a quantitative scenario-based climate risk analysis that evaluated key areas of potential climate related transition risk as well as expanded our qualitative scenario-based analysis of potential physical risk (please refer to the [Annex: Climate related disclosures](#)). Results also inform our ERM program (please refer to [Risk management](#)).



²⁶ Earth's average land and ocean surface temperature in 2024 was 2.32 degrees F (1.29 degrees C) above the 20th-century average – the highest global temperature among all years in NOAA's 1850-2024 climate record. It was 0.18 of a degree F (0.10 of a degree C) warmer than 2023, which was previously the warmest year on record. <https://www.noaa.gov/news/2024-was-worlds-warmest-year-on-record>

In 2024, GF absolute Scope 1 and Scope 2 GHG emissions decreased more than 15% as compared to our 2020 baseline. At the same time, normalized 2024 Scope 1 and Scope 2 emissions decreased by 34% (see [Figure 11](#)). F-GHG emissions – which are the most relevant contribution to our Scope 1 emissions – decreased by nearly 40% as compared to their 2020 level.

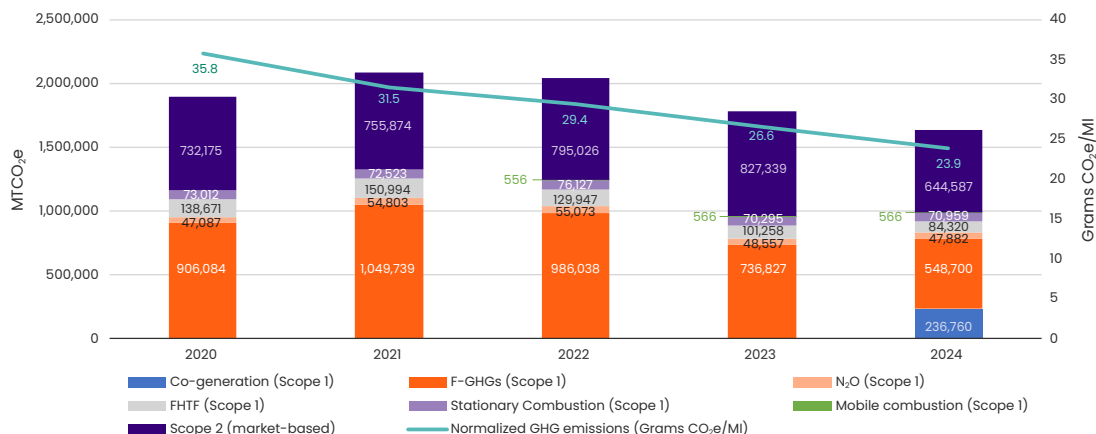
F-GHG emissions continue to be a key focus in our GHG reduction strategy, specifically in our legacy 200mm fabs in Singapore and Burlington, Vermont that have inherently less F-GHG abatement coverage than our newer 300mm fabs. Our 300mm fabs in Dresden, Germany and Malta, New York, along with our newest fab module in Singapore, were designed to produce extremely low emissions of F-GHGs by using low-emission processes (specifically remote plasma based NF₃) in CVD (Chemical Vapor Deposition) chamber cleaning, coupled with near-universal use of point-of-use abatement equipment for F-GHG-using processes.

- GF accelerated GHG reduction projects as we began implementing our Journey to Zero Carbon Initiative. In 2024, GF executed projects that are expected to annually save more than 100,000 MTCO₂e. A selection of key 2024 projects to reduce Scope 1 emissions are described below. Additional Scope 2 emissions reduction projects are highlighted in the Energy subsection.
- Fluorinated heat transfer fluids (FHTFs) are used for temperature management in semiconductor manufacturing equipment. A company-wide initiative to reduce the emissions of fluorinated heat transfer fluids (FHTFs) through efficiency and alternatives began in 2021 and continued into 2024. As a result of this effort the company has successfully reduced its total FHTF emissions by 38% from 2020 to 2024.

- Our Singapore 200mm fabs continued a multi-year project to upgrade tools in CVD (Chemical Vapor Deposition) to NF₃ Remote Plasma Chamber Cleans. This cleaning technology significantly reduces GHG emissions. Upgrades completed in 2024 are expected to result in an annualized GHG emission reduction of 65,000 MTCO₂e.

- Our Malta, New York fab successfully implemented projects that reduced the consumption of NF₃ by over 3,000 kg per year for CVD Remote Plasma Cleans in several tool families. The project is expected to reduce the fab's emissions by more than 1,000 MTCO₂e annually.

Figure 11: Absolute and normalized direct (Scope 1) and indirect (Scope 2) GHG emissions – through 2024^{27, 28}



²⁷ GF quantifies our GHG emissions according to "The Greenhouse Gas Protocol: A Corporate Accounting and Reporting Standard (Revised Edition)." GF uses the market-based method to quantify Scope 2 GHG emissions from the "GHG Protocol Scope 2 Guidance." The market-based method reflects emissions from the electricity that a company purchases, which in some cases may be different from the electricity that is generated locally and distributed via the local grid. GF calculates its GHG emissions inventory using the following methods:

- For semiconductor process-related F-GHGs and N₂O emissions, GF uses Tier 2 methods of the IPCC 2019 Refinement to the 2006 IPCC Guidelines, Chapter 6 Electronics Industries (recalculation of emission values previously calculated with IPCC 2006 Guideline for GHG Inventories V3, Chapter 6 Electronics Industries);
- GWPs used are from IPCC Fifth Assessment Report (AR5 – 100 year)

²⁸ GF's 2024 GHG Inventory (Scope 1 and Scope 2) was verified by an independent third party in June 2025. Please find the verification statement in the Annex.

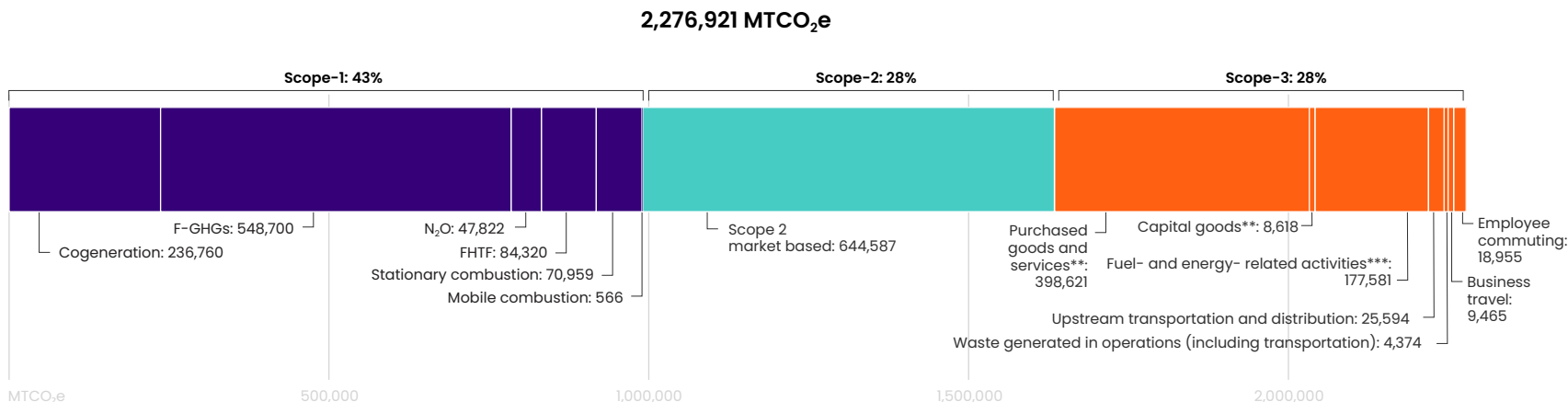
- Effective January 1, 2024, the cogeneration plant at our Dresden Facility came under the operational control of GF and the emissions from the plant are now being reported as Scope 1 emissions. Before 2024 the emissions are categorized as Scope 2 emissions.

Our extended GHG inventory includes Scope 3 GHG emissions that occur in our value chain, upstream or downstream of GF's operational boundaries and control. The effort of the Semiconductor Climate Consortium, which GF joined as a Founding Member in 2022, aims to accelerate the reduction of GHG emissions across the whole semiconductor value chain, including the industry's Scope 3 GHG emissions.

Figure 12 shows GF's 2024 extended GHG inventory by subcategory. We have identified two upstream emissions categories as the most significant contributors to our Scope 3 inventory (other categories represent comparably minor contributions to total Scope 3 emissions):

- Upstream emissions of GF purchased goods and services (chemicals and gases, wafers, lithography masks, as well as outsourced assembly and test services) made up more than 60% of GF's estimated Scope 3 emissions in 2024.
- Upstream emissions of fuel and energy related activities contributed 28% of GF's estimated Scope 3 emissions in 2024. These emissions relate to extraction, production and transportation of fuels and energy purchased which are not already included in Scope 1 or 2 emissions.
- Other quantified Scope 3 categories included emissions from waste logistics and treatment, upstream logistics, capital goods, business travel and employee commuting. The categories contributed a combined total of 10% to Scope 3 emissions in 2024.

Figure 12: GF 2024 extended GHG inventory: Scope 1, Scope 2 and Scope 3 GHG emissions by subcategory*



* Effective January 1, 2024, the cogeneration plant at our Dresden Facility came under the operational control of GF and the emissions from the plant are now being reported as Scope 1 emissions. Before 2024 the emissions are categorized as Scope 2 emissions.

** Estimated using GF major suppliers' Scope 1 and Scope 2 GHG emissions economic intensity and GF supplier spend.

*** Quantified using GF's own data on energy use and third-party average factors (German UBA (1990-2024 electricity mix GHG emissions), Defra 2024 (Defra 2024 GHG Conversion Factors), IEA 2023 (IEA Life Cycle Upstream Emission Factors Pilot 2023) and EPA 2025 (egrid 2023 data released January 2025)).

Energy

Semiconductor manufacturing uses electricity to create and maintain critical cleanroom conditions, as well as for powering process tools, pumps and other equipment needed for complex manufacturing processes. Our Dresden facility is certified to the ISO 50001 Energy Management System and energy consumption is a key environmental aspect within our multisite ISO 14001 certified Environmental Management System. We continually improve and optimize these processes, identifying and implementing further efficiencies and energy-saving measures into our operations.

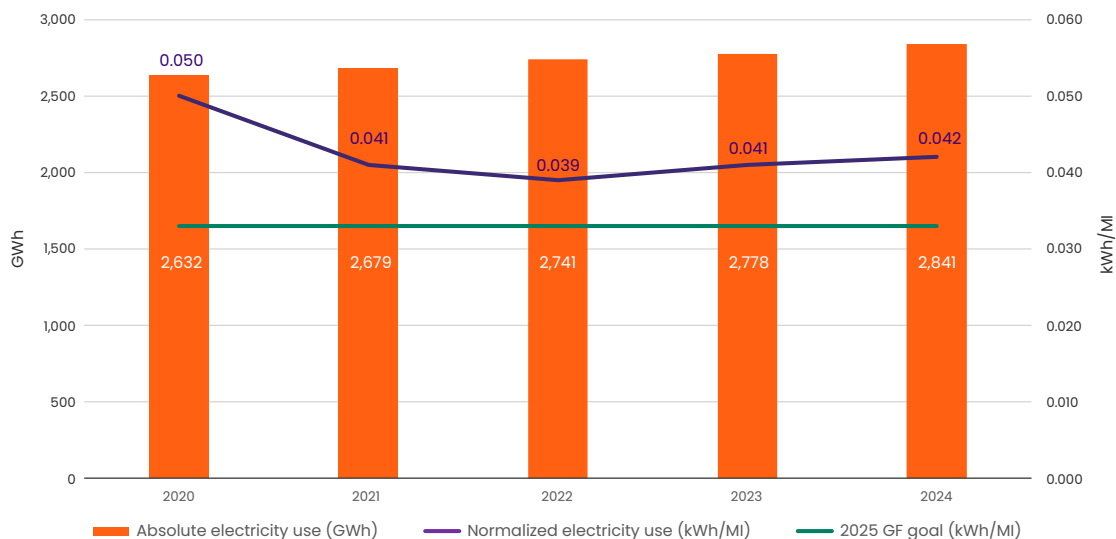
In 2024, GF executed projects expected to annually save more than 33GWh, as well as a corresponding amount of 15,000 MTCO₂e in Scope 2 GHG emissions. Key projects included:

- Various energy efficiency upgrades to chilled water systems, which are estimated to provide annual electricity savings exceeding 15 million kWh. These improvements included modernizing equipment and enhancing control systems.
- HVAC optimization projects were completed, resulting in an estimated annual electricity savings of 8.0 million kWh. These initiatives involved adjusting setpoints to avoid excessive space conditioning and installing variable frequency drive motors in ventilation systems.

Figure 13 shows absolute and normalized electricity use at our manufacturing facilities from 2020 to 2024. Absolute electricity use increased by approximately 8% from 2020 to 2024, while production increased by nearly 29% over the same time period²⁹. Normalized electricity use decreased by nearly 16%

in 2024 compared to 2020. The overall trend in normalized electricity use decrease since 2020 reflects GF’s continued work over many years to achieve significantly higher productivity by keeping the growth in absolute electricity demand nearly flat while increasing manufacturing output.

Figure 13: Absolute and normalized electricity use – through 2024*



* Effective January 1, 2024, the cogeneration plant at our Dresden Facility came under the operational control of GF, which provides a majority of the electricity to the facility from the combustion of natural gas. The electricity values presented in the figure include the output from the cogeneration facility.

²⁹ As expressed in the number of MI (Manufacturing Index).

Water

Water is critical at all stages of the semiconductor manufacturing process, but the industry's biggest impact on water is during the fabrication process. Ultrapure water (UPW) is used to rinse residue from silicon chips during fabrication. UPW is treated through processes like deionization and reverse osmosis to remove particles, ions and dissolved gases, making it thousands of times cleaner than drinking water. It takes roughly 1,400 to 1,600 gallons of municipal water to make 1,000 gallons of UPW.

Our water conservation strategy centers on reducing water withdrawn for manufacturing and increasing recycled or reused water.

Understanding baseline water stress and water risk

GF uses the World Resources Institute's (WRI) Aqueduct Water Risk Atlas to determine the water stress in each of our manufacturing regions. None of our sites are in areas with a baseline water stress³⁰ of High or Extremely High.³¹ Reflecting the WRI water risk assessment, three of four GF manufacturing sites (Singapore, Malta, NY and Burlington, VT) are in areas assessed as low water stress. Our Dresden, Germany site is in an area assessed as low to medium. Despite not being subject to high water stress, GF continues to drive water conservation projects.

Water use sources

Water withdrawn refers to water GF sources from third parties. Reclaimed water includes both recycled and reused water. Recycled water is previously used water that is treated to be used again in a similar use (such as previously used UPW that is routed back into the UPW purification plant). Reused water is previously used water that is used again in operations that do not require the same purity requirements as in previous processes (such as used UPW routed to cooling towers or scrubbers, which can accommodate lower-quality water sources).

In addition to GF's own water reclamation programs, our Singapore site mainly sources the Singapore PUB (Public Utility Board)-supplied NEWater. NEWater is an alternative water source, comprised of reclaimed and treated wastewater supplied by the PUB. Using NEWater supports Singapore's water conservation strategy to reserve high-quality potable water for domestic consumption.

Table 9: Baseline water stress analysis results for GF manufacturing sites according to WRI's "Aqueduct Water Risk Atlas"

GF manufacturing site	Country	Water baseline stress
GF Dresden	Germany	Low – medium (10-20%)
GF Singapore	Singapore	Low (<10%)
GF Malta, New York	U.S.	Low (<10%)
GF Burlington, Vermont	U.S.	Low (<10%)

³⁰ Baseline water stress is expressed as the ratio of total water withdrawals to available renewable surface and groundwater supplies. Higher values indicate more competition among users.

³¹ According to World Resources Institute's (WRI) "Aqueduct Water Risk Atlas," Version 4.0, "high" or "extremely high" water stress is defined respectively as a range from 40% to 80% and a ratio above 80% of total water withdrawals to available renewable surface and groundwater supplies.

Figure 14 shows 2020 to 2024 total water use by source, comprising water supplied (withdrawn) from third parties, water supplied by the Singapore NEWater program, as well as water that was used and subsequently reclaimed (recycled or reused) for use at GF. In 2024, 73% of water used at GF was water that was internally recycled or reused.

Implementing projects and new approaches to further increase our recycling and reuse rates is a key part of GF's water conservation strategy. We have made considerable progress in recent years, increasing our global water reclaim rate³² from 61% in 2020 to 73% in 2024. Figure 15 shows GF's water recycling and water reuse rates from 2020 to 2024. Rates listed are total water conserved as compared to total incoming water.

Water conservation

In 2024 GF executed projects expected to annually save more than 224,000 m³ of water. Key projects included:

- Singapore fabs reduced point of use consumption and increased recycling rates resulting in annual water savings of approximately 125,000 m³.
- The Singapore and Malta, New York fabs optimized deionized water flow usage on wet clean and chemical mechanical planarization tools resulting in an estimated annual water savings of approximately 100,000 m³.

³² The water reclaim rate is the sum of the recycled water rate and the reused water rate, which are calculated as the volume of recycled, respectively reused water as compared to the volume of water withdrawal.

* Effective January 1, 2024, the cogeneration plant at our Dresden Facility came under the operational control of GF. The water data shown in the figure represents direct water use for manufacturing, excluding the cogeneration facility. For total company water withdrawal, including the cogeneration facility, please refer to GRI 303-3 on page 109 of this report.

Figure 14: GF total water use by water source – 2020 through 2024*

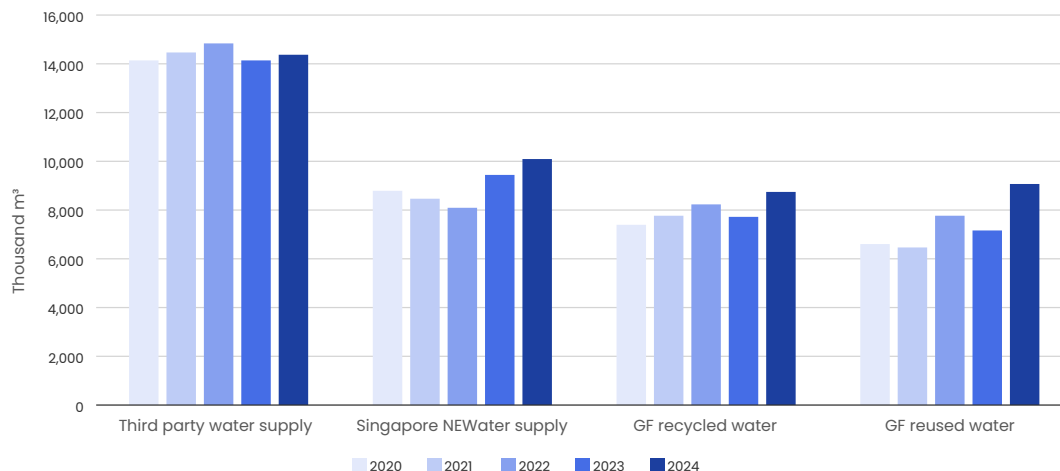
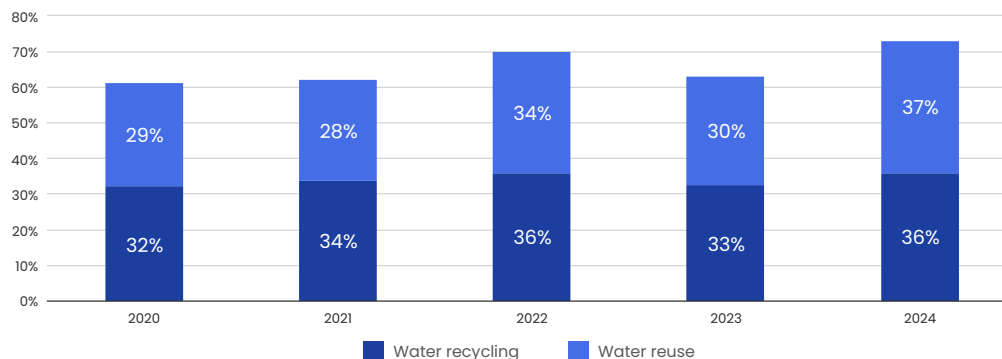


Figure 15: GF's water recycling and water reuse rate – through 2024**



** Effective January 1, 2024, the cogeneration plant at our Dresden Facility came under the operational control of GF. The water data shown in the figure represents direct recycling and reuse for manufacturing, excluding the cogeneration facility.

As shown in [Figure 16](#), due to commencement of activities at our newest fab module in Singapore, which began using water prior to production output, absolute and normalized water withdrawal remained flat. Normalized water withdrawal for 2024 was 17% below 2020 levels.

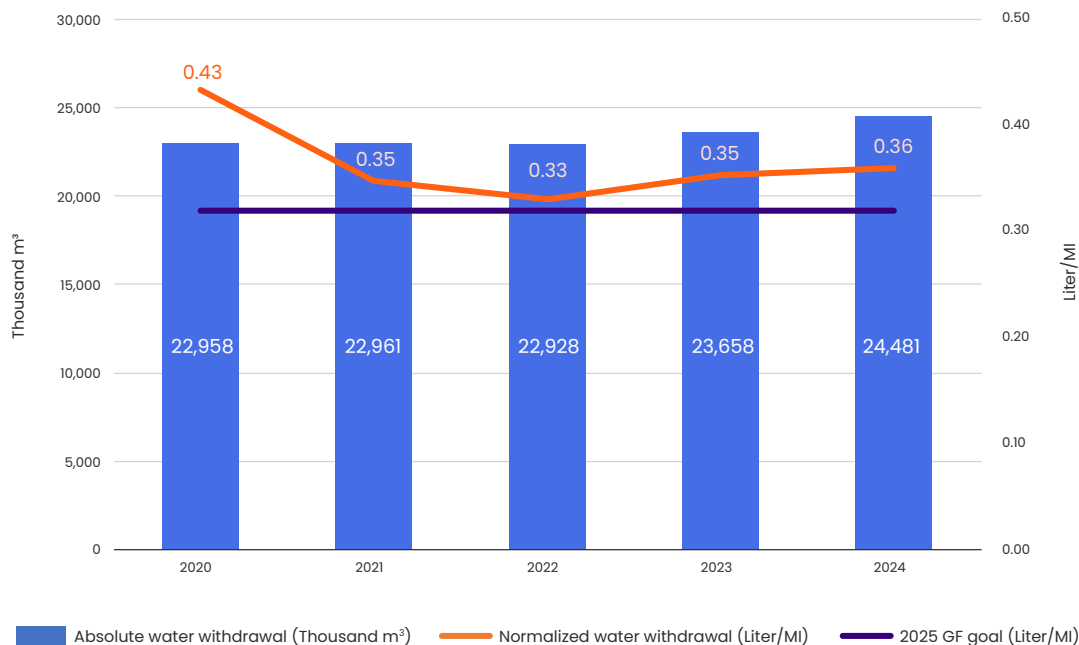
Water discharge and water consumption

GF's Global EHS Standards set forth requirements to:

- Manage wastewater treatment and discharge to prevent negative impacts to groundwater and stormwater
- Employ the best available technologies to construct and operate wastewater treatment facilities
- Assess the potential impact, including toxicity, of proposed discharges on surface water or sewer treatment facilities
- Maintain wastewater discharge inventories, plans, specifications, sampling protocols, operating and maintenance procedures
- Provide secondary containment of industrial wastewater vessels and piping

We manage effluent from production areas at each manufacturing site in accordance with our wastewater discharge permits. Wastewater management includes treatments like neutralization and removing trace metals to meet applicable regulatory requirements prior to discharge. Our fabs in Singapore, Dresden, Germany and Malta, New York discharge wastewater to municipal treatment facilities following on-site pretreatment. Our Burlington, Vermont fab discharges to surface water following a rigorous combination of industrial and biological treatment processes. In 2024 we discharged 21 million cubic meters of treated wastewater from all manufacturing operations combined, 19% of which (3.9 million cubic meters) was discharged to surface water.

Figure 16: Absolute and normalized water withdrawal - through 2024*

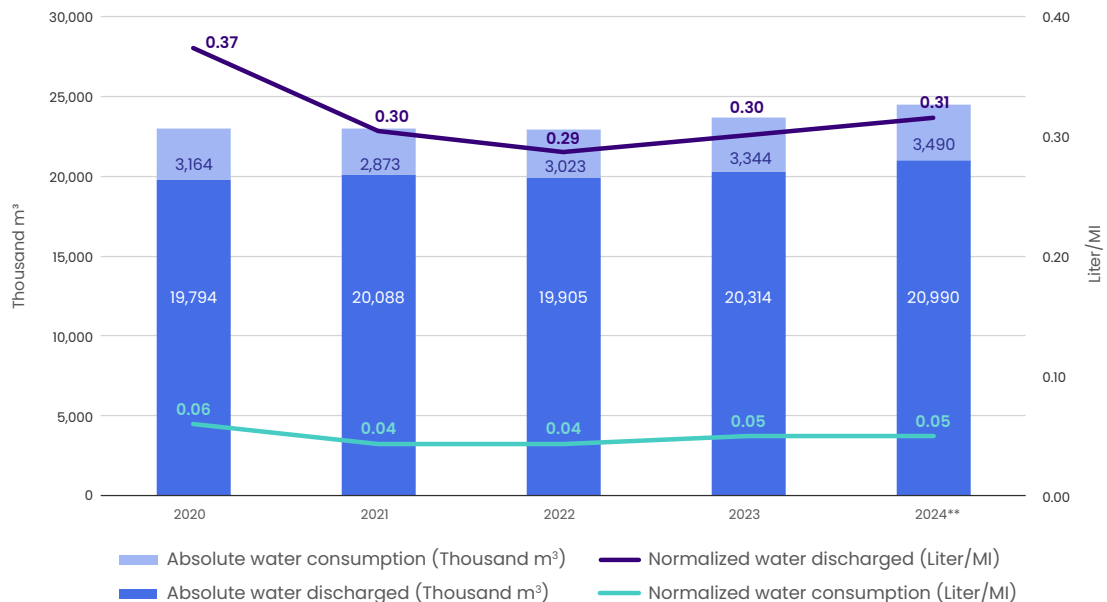


* Effective January 1, 2024, the cogeneration plant at our Dresden Facility came under the operational control of GF. The water data shown in the figure represents direct water use for manufacturing, excluding the cogeneration facility. For total company water withdrawal, including the cogeneration facility, please refer to GRI 303-3 on page 109 of this report.

Figure 17 shows the volume of GF wastewater discharged as well as the volume of GF “water consumption”³³ through 2024. Water consumption is calculated as the delta between water withdrawal and wastewater discharge. Approximately 85% of water withdrawn is discharged back to public treatment

facilities or surface water, resulting in total water consumption of less than 15% of total water withdrawal in 2024. The main contributor to GF water consumption is evaporation through cooling towers and exhaust.

Figure 17: Absolute and normalized GF water discharge and water consumption – through 2024*



³³ Per GRI 303: Water and Effluents 2018, water consumption is defined as “Sum of all water that has been withdrawn and incorporated into products, used in the production of crops or generated as waste, has evaporated, transpired or been consumed by humans or livestock, or is polluted to the point of being unusable by other users, and is therefore not released back to surface water, groundwater, seawater or a third party.”

* Effective January 1, 2024, the cogeneration plant at our Dresden Facility came under the operational control of GF. The water data shown in the figure represents direct consumption for manufacturing, excluding the cogeneration facility. For total company water figures, including the cogeneration facility, please refer to GRI 303-4 and 303-5 on page 109 of this report.

** Revised October 13, 2025: 2024 water consumption was revised to a lower value and water discharge to a higher value to correct a reporting error. Total water withdrawal remains unchanged from the original report.



Waste

GF focuses on pollution prevention and resource conservation to reduce chemical use and waste generation. As determined by our Global EHS Standard on Pollution Prevention and Resource Conservation, we apply the pollution prevention hierarchy of source reduction, reuse, recycle, treat and dispose to reduce costs and negative environmental impacts.

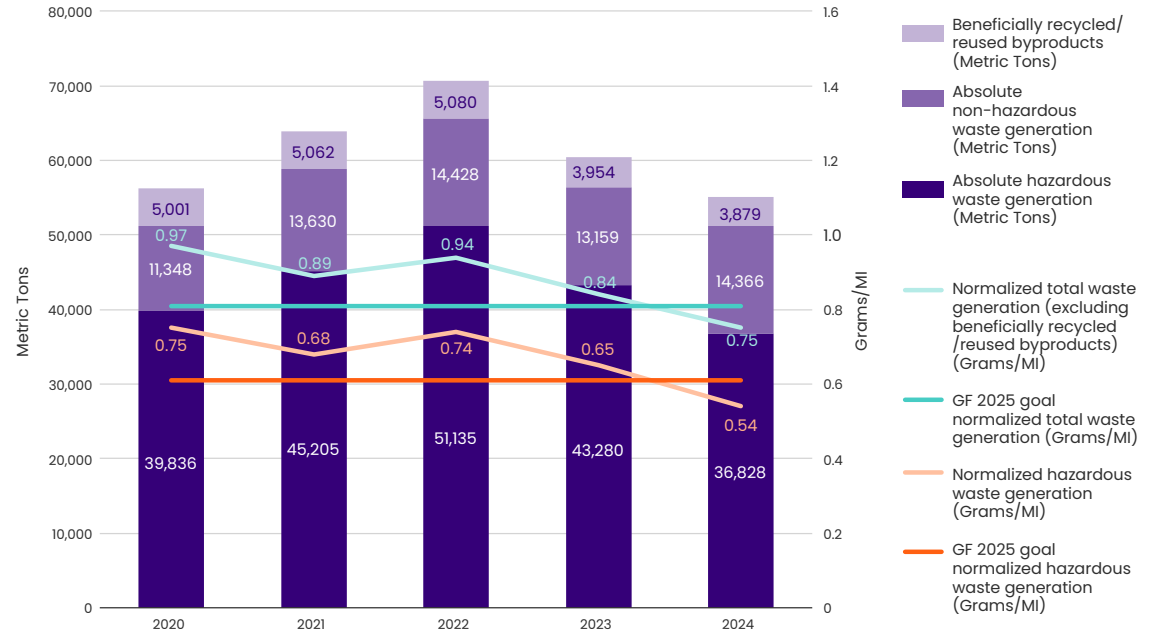
GF carefully manages all manufacturing waste produced. Semiconductor manufacturing generates hazardous and non-hazardous waste streams, ranging from spent process fluids, spent solvents, solids resulting from wastewater treatment to waste from construction projects, and general office waste. GF's Global EHS Standards dictate processes for waste management and disposal, including proper tracking, employee training, handling and auditing of waste disposal facilities.

In 2024, GF executed projects for an expected combined benefit of nearly 900 metric tons of hazardous waste reduction and chemical use that save chemicals and reduce waste generation. Key projects include:

- The Singapore Fabs optimized recipes for lithography tools resulting in an expected annual reduction of over 330 tons of photo chemical consumption.
- The Singapore Fabs completed multiple slurry reduction projects with an annual consumption reduction benefit of approximately 33 metric tons.
- The Malta, New York Fab optimized recipes on cleans tools resulting in an estimated 350 metric tons of waste being eliminated.

Figure 18 shows absolute and normalized total waste generation, as well as absolute generation of hazardous waste,³⁴ non-hazardous waste and byproducts beneficially recycled and reused³⁵ from 2020 through 2024.

Figure 18: Absolute total waste generation by waste type, normalized total waste generation and normalized hazardous waste generation – through 2024.



³⁴ The classification of waste as "hazardous" is determined by the respective regulations that apply to our manufacturing sites.

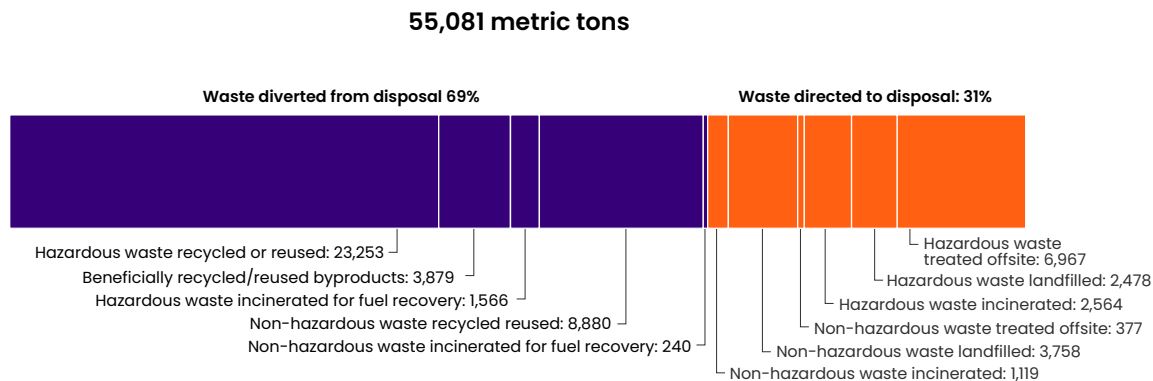
³⁵ We also include the category "byproducts beneficially recycled and reused," which is applicable only to our U.S. sites because reclaimed material is excluded from the U.S. EPA definition of hazardous waste. Examples of beneficially recycled and reused byproducts include the reuse of spent sulfuric acid as a raw material in the manufacture of fertilizers or production of aluminum sulphate, or the reuse of spent solvents in other industries after external purification through distillation.

While absolute 2024 total waste generation was nearly identical to 2020, 2024 normalized total waste generation decreased by 10% as compared to 2020 and is on track to meet our 2025 goal. Our 2024 hazardous waste generation was nearly 8% lower than 2020 and normalized hazardous waste generation decreased by 28% as compared to 2020 levels and is on track to meet our

2025 goal. We continue to actively investigate ways to reduce chemical use and waste generation. [Figure 19](#) shows GF's 2024 total waste volume generated by disposal path and by waste type (hazardous waste, non-hazardous waste and the category of byproducts beneficially recycled and reused).³⁶



Figure 19: 2024 total waste generation by disposal path and waste type (in metric tons)



³⁶ We also include the category "byproducts beneficially recycled and reused," which is applicable only to our U.S. sites because reclaimed material is excluded from the U.S. EPA definition of hazardous waste. Examples of beneficially recycled and reused byproducts include the reuse of spent sulfuric acid as a raw material in the manufacture of fertilizers or production of aluminum sulphate, or the reuse of spent solvents in other industries after external purification through distillation.

Air emissions

GF's Global EHS Air Quality Standard serves as our guide to managing air emissions, including practices for maintaining an air emissions inventory, and installing and operating air emissions control devices. All manufacturing facilities operate within air quality conditions permitted by local regulatory agencies. Corrosives (acids and bases) and volatile organic compounds (VOCs) are the primary emissions from our facilities.

We use wet scrubbers to neutralize corrosive emissions and treat scrubber water onsite prior to discharge. Most sites use thermal oxidation or carbon adsorbers to reduce VOC emissions. Our Burlington, VT fab relies on carbon adsorption, while our 300mm fabs in Dresden, Singapore and Malta, NY use rotary concentrators followed by thermal oxidation. This technology uses highly adsorbent zeolite materials to capture VOCs, which are subsequently desorbed, producing a low-volume exhaust stream with a higher concentration of VOCs. This more concentrated exhaust stream is then treated with greater efficiency (with significant reduction in natural gas use) through a combustion process that destroys approximately 98% of the VOCs.

Materials management and product compliance

We strive to use the least hazardous chemicals possible to meet our technical and economic feasibility requirements. GF reviews all new chemicals before introduction to our sites and ensures proper safeguards and material handling procedures are in place. This review is completed by subject matter experts on our EHS team. All chemicals introduced must be approved in compliance with the GF Specification for Banned, Restricted and Declarable Materials Management which includes both regulatory and customer-driven requirements. All GF products must also meet the banned, restricted and declarable requirements of the specification. Please see our [Chemical and Material Use page](#) for more information.



GF suppliers agree to comply with material content restrictions (including the costs for compliance) specified in GF's specification FE-0033 for Banned, Restricted and Declarable Materials Management, which ensures GF meets applicable regulatory and customer requirements for material bans, restrictions and disclosure.

This policy applies to:

- Controlled materials for use in research, development and manufacturing
- Packing materials for use in shipping products to a customer or customer-designated third party
- Chemicals used in facilities operations
- Direct and packing materials supplied to turnkey subcontractors, and wafer foundry suppliers for products manufactured for GF
- Evaluation boards manufactured for GF

Applicable regulatory requirements include the EU Directive on restricted use of certain hazardous substances in electrical and electronic equipment (RoHS Directive), its sister directives in other jurisdictions, such as China and India RoHS, and other legislation that regulates substances contained in products (also called "articles"), and the EU Regulation on Registration, Evaluation and Authorization of Chemicals (REACH) provisions on the presence of designated Substances of Very High Concern (SVHCs).

GF obtains analytical evidence of product compliance (such as RoHS, halogens, Antimony, Beryllium and in some instances PFOS and PFOA testing) from our suppliers and tests final product wafer deliverables using certified third-party labs. These Product Wafer Compliance Analysis reports, and others, are available on our Customer Portal. All fabs have either been certified under the Sony Green Partner program or maintain equivalent controls to ensure product compliance. Certificates are available [here](#).

Biodiversity

Biodiversity is one of the planet's most vital resources, with its significance even more pronounced amidst the challenges posed by climate change. Safeguarding ecosystems and the natural environment are essential for maintaining food systems, healthy environments and sustainable supply chains.

GF is focused on understanding the potential impacts and ecosystem dependencies associated with our operations. We do not currently operate manufacturing sites in the globally or nationally recognized agreed Key Biodiversity Areas, UNESCO or Ramsar sites. We are dedicated to ensuring future manufacturing sites are not established in any of these areas.

We recognize the importance of environmental sustainability and the role that businesses must play in protecting the planet and we remain committed to our energy, emissions, water and waste goals. As we continue to evolve and enhance our sustainability strategy, we recognize the importance of biodiversity in maintaining healthy ecosystems, supporting human wellbeing and driving business resilience.

In 2025, we plan to establish a biodiversity working group to assess our readiness to begin implementing elements of the TNFD (Taskforce on Nature-related Financial Disclosures) LEAP approach to help us better understand the dependencies and impacts on nature from our own operations.

Environmental compliance

We are committed to a "Beyond Compliance" approach, seeking to exceed the requirements of applicable regulations. We implement consistent and rigorous EHS standards, management systems, metrics, external reporting and compliance assurance programs. Our manufacturing sites perform internal reviews as part of their EHS Management Systems and are routinely inspected by regulatory authorities. In 2024, we received one environmental related notice of violation, which was not significant and had no fines or sanctions associated.

Table 10: Manufacturing facilities and their proximity to Key Biodiversity Areas, UNESCO and Ramsar sites

Type of site assessed ³⁷	GF Dresden, Germany	GF Singapore	GF Malta, New York	GF Burlington, Vermont
UNESCO World Heritage sites	No sites in proximity	Singapore Botanic Gardens - UNESCO World Heritage Centre (<20km)	No sites in proximity	No sites in proximity
UNESCO Man and the Biosphere Reserves	Oberlausitzer Heide- und Teichlandschaft (<50km)	No sites in proximity	Champlain-Adirondak - Man and the Biosphere Programme (MAB) (unesco.org) (<50km)	Champlain-Adirondak - Man and the Biosphere Programme (MAB) (unesco.org) (<10km)
Ramsar sites	No sites in proximity	Sungai Pulai Ramsar Sites Information Service (<30km)	No sites in proximity	Missisquoi Delta and Bay Wetlands I Ramsar Sites Information Service (<60km)
Key Biodiversity Areas	Moritzburger Kleinkuppenlandschaft (9282) Germany, Europe KBA status: confirmed Year of last assessment: 2002 (<5km)	Kranji-Mandai (16393) Singapore, Asia KBA status: confirmed Year of last assessment: 2015 (<5km)	Adirondack High Peaks Forest Tract (26110) USA, North America KBA status: confirmed Year of last assessment: 2009 (<30km)	Northern Green Mountains IBA (31396) USA, North America KBA status: confirmed Year of last assessment: 2012 (<10km)

³⁷ Only sites within 50km of our facility are included in this list.



Responsible sourcing

In an increasingly competitive environment that requires **continual innovation**, an unyielding quality mindset and a strong commitment to meeting customer expectations, GF recognizes the critical role of our suppliers.

Highlights: Responsible sourcing

GF is committed to human rights and responsible sourcing practices.

GF maintained a 100% conformant supply chain for cobalt at year-end 2024.³⁹

Marking another year-on-year increase in supplier audits, 29% of GF major supplier sites had a valid RBA VAP³⁸ audit at year-end 2024 (see [Figure 21](#)).

GF maintained a 100% RMAP⁴⁰ conformant supply chain for 3TG (gold, tantalum, tin, tungsten) throughout the entire year of 2024.

Responsible sourcing

Our approach

In an increasingly competitive environment that requires continual innovation, an unyielding quality mindset and a strong commitment to meeting customer expectations, GF recognizes the critical role of our suppliers. We aim for a strong collaborative relationship with our suppliers that is based on responsible sourcing practices and enables mutual trust and benefit.

At GF we interact with our suppliers based on the following priorities:

- Adherence to GF Supplier Code of Conduct
- Commitment to ethical and responsible sourcing
- Fostering business with diverse suppliers whenever possible

Our manufacturing supply chain consists primarily of suppliers of highly specialized semiconductor manufacturing equipment and materials. We also work with suppliers of specialized business services ranging from fab design and construction to IT (Information Technology) consulting. Most of our manufacturing suppliers operate in the United States, Singapore, Germany, other EU countries, Japan and Taiwan. Due to the nature of semiconductor manufacturing, with our highly specialized materials, tools and services with relatively long qualification times, GF has developed long-term working relationships with many of our suppliers and specifically our most strategic suppliers.




photo: GF Dresden, Germany employee Uwe Schellenberg

³⁸ RBA VAP audits: Responsible Business Alliance (RBA) Validated Audit Program audits. These are comprehensive on-site third-party audits that include confidential worker interviews, audit review of policies, procedures and records, as well as site inspections.

³⁹ All of our seven cobalt smelters were either RMAP conformant (85.71%) or Copper Mark conformant (14.28%).

⁴⁰ Responsible Minerals Assurance Program (RMAP).

Meeting our supplier diversity requirements

Through our supplier diversity program, as required by U.S. State and Federal funding programs, we seek to create sound business relationships that strengthen economic development and viability for all parties, while providing a value-added strategy that creates a competitive advantage and innovative edge.

In 2024, our diverse supplier spend was 0.9% of our global spend. We rely on a third-party supplier diversity reporting and assessment system to identify suppliers, accurately report spend and track the certification status of diverse suppliers. We are committed to growing a diverse and inclusive global supply chain. Our long-term goal is to target 2.5% of our global spend with diverse suppliers.

Responsible supply chain

Our approach

We have integrated robust supplier due diligence into our sourcing and supplier management processes to support our commitment to human rights and responsible sourcing practices.

The [GF Supplier Code of Conduct](#) summarizes the essential business behaviors we expect from suppliers, including conformance with the [GF Global Human Rights Policy](#) and the [RBA Code](#), respecting human rights, prohibiting forced and child labor and meeting all labor, safety, health, environmental and ethical standards. For more information about GF's Global Human Rights Policy and GF's commitment to the RBA Code, please see [Human rights](#).

We share the GF Supplier Code of Conduct with suppliers during onboarding and annually thereafter, and we've incorporated requirements to conform to the RBA Code into our standard supplier agreements. The terms and conditions of supplier purchase orders include a description of GF's formal process (GF's Ethics First Helpline) to ask questions, raise concerns, file complaints and/or report activities they suspect violate the GF Code, the GF Human Rights Policy, other GF policy or procedure, or any law or regulation. This process is open to employees, third parties or any other person, including supplier workers. For more information on GF's Ethics First Helpline, please see the [Ethics and Compliance](#) section.

Assessments and due diligence

To help ensure ongoing compliance, we assess major suppliers' conformance with the GF Global Human Rights Policy principles and the RBA Code. We utilize the RBA generic risk assessments, self-assessment questionnaires and RBA Validated Assessment Program (VAP or equivalent methods). GF's major suppliers are designated annually according to documented criteria relating to supplier spend by commodity, strategic importance and generic supplier and country risks.⁴¹

GF includes results of the major supplier RBA Code conformity assessment program in our annual Global Supplier Rating process, which scores supplier performance regarding quality, cost, operations, service, technology and business continuity/compliance. GF applies a risk-based approach for major suppliers to provide additional evidence of RBA Code conformity beyond self-assessments when needed.

These additional verification steps range from targeted document reviews performed by GF staff to comprehensive third-party RBA VAP audits. Additionally, GF continuously monitors our full direct supplier base via our third-party risk management (TPRM) system. The system utilizes information available from the [Business and Human Rights Resource Center](#) and searches for matches with supplier entities that are registered in GF's supplier database. In 2024, GF did not identify any substantiated human rights infractions from our continuous TPRM system monitoring.

When there is an instance of non-conformance with GF's Global Human Rights Policy, the GF Code, the RBA Code, the law or any other policy or procedure, GF takes appropriate action to assess, contain and correct it, remediate potential impacts and prevent recurrence. For example, where an RBA VAP audit at a major supplier site identifies non-conformities, GF closely tracks supplier steps to implement corrective action and remediate impacts of findings according to RBA's VAP Audit Protocol requirements. We also assist suppliers in designing and implementing corrective action, where needed. Escalation measures are taken if a supplier is not cooperating in implementing corrective and remediation action.

GF analyzes the information obtained in the major supplier RBA Code conformity assessment program, information obtained through TPRM, or through any other sources, such as reports or generic risk information received from industry associations, to identify and better understand the most relevant responsible sourcing risks in our supply chain. Please see [Human rights risk mapping](#) for more details. GF's Global Supply Chain organization receives annual training regarding the RBA Code and its requirements, with a specific focus on the results of the preceding year's major supplier RBA Code conformity assessment program.

⁴¹ *Generic supplier and country risks are informed by RBA's generic risk assessment tools that include generic country/region risk, product and supply chain risk indicators.*

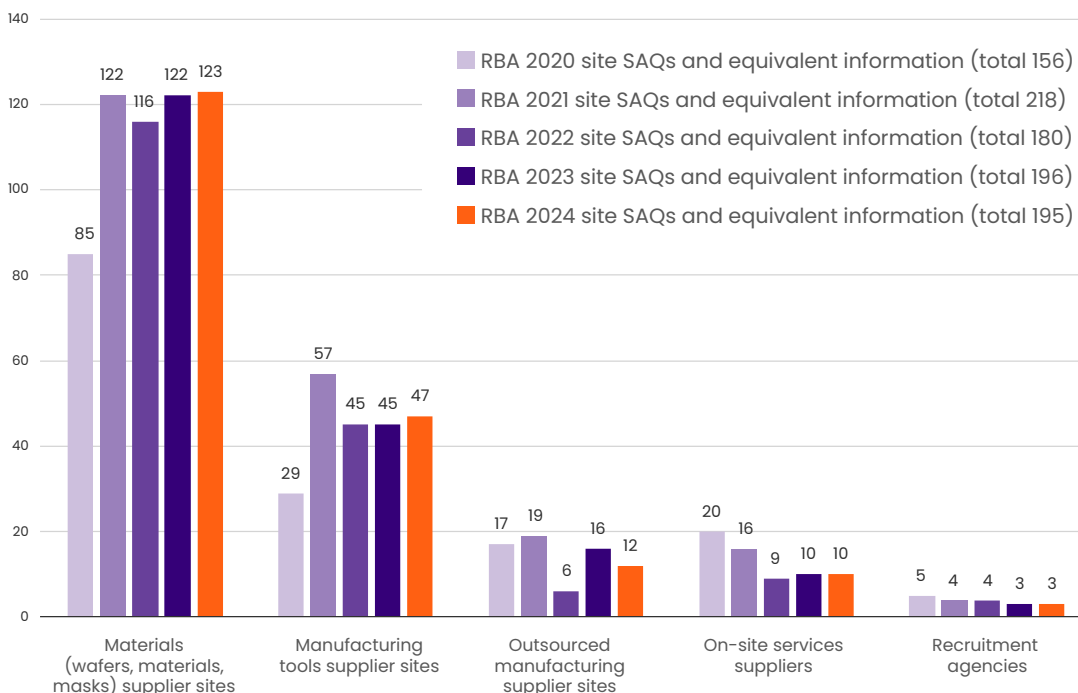
Responsible sourcing – major supplier due diligence

GF assesses major supplier conformance to RBA Code requirements annually. We require major suppliers to provide a signed certification acknowledging their understanding of the RBA Code, complete supplier self-assessment questionnaires (SAQs), provide information on supplier audits (such as RBA VAP audits) and provide environmental information (such as climate and water-related metrics and targets).

The 2023 GF major supplier list covered suppliers with a cumulative spend of nearly 81% in the primary commodities, which include silicon wafers, electronic-grade materials and specialty chemicals, manufacturing tools, photomasks and outsourced manufacturing services – mostly outsourced test and assembly (OSAT) services. Our 2024 major supplier list also included labor recruitment agencies and on-site service suppliers, such as janitorial, security and canteen services. In 2024 the list comprised 82 suppliers, most of which provide products and services to GF from multiple supplier sites.⁴²

Figure 20 shows the numbers of self-assessments obtained in our major supplier due diligence programs from 2020 to 2024. In the 2024 major supplier program, 182 RBA-Online self-assessment responses were obtained from major supplier sites. The majority (98%) of the 2024 self-assessment responses indicated a low or medium risk for non-conformance to the RBA Code. Only 2% of responses scored as high risk and GF staff reviewed all relevant information for the high-risk scored responses.

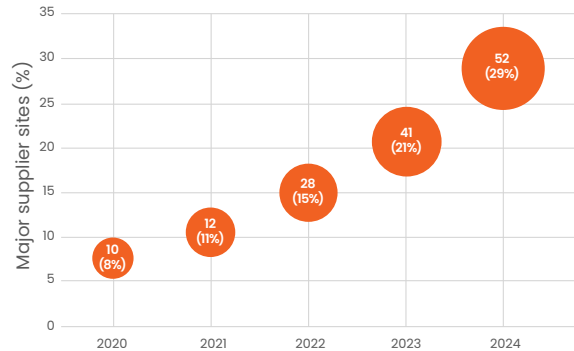
Figure 20: Number of supplier site self-assessments by commodity – 2020-2024



⁴² This included 182 major supplier sites in total and 13 on-site service providers and recruitment agencies without their own manufacturing sites.


GF continues to encourage suppliers to perform RBA VAP audits and share their results with GF. In 2024, 52 GF major supplier sites (29%) completed and shared valid RBA VAP audit reports⁴³ with GF, representing a strong growth over the last years (see [Figure 21](#)). RBA VAP audits are comprehensive on-site third-party audits that include confidential worker interviews, audit review of policies, procedures and records, as well as site inspections (see also [Human rights](#)).

Figure 21: Total number and share (in percent) of GF major supplier sites with valid RBA VAP audits 2020 through 2024.



In the case of an RBA VAP audit non-conformity, RBA's corrective action process includes defined timelines and closure auditing requirements based on the severity (priority, major, minor finding) of audit findings.⁴⁴

Any priority finding discovered in an RBA VAP audit must be corrected and remediated as needed, with the RBA approving the corrective and remediation action plan and implementation confirmed through an RBA VAP Priority Closure Audit. GF also expects that major and minor findings discovered in an RBA VAP audit are corrected. GF closely tracks the progress of RBA VAP audit findings closure through the RBA-Online platform. Outside of the RBA VAP audit program, GF performs targeted document reviews with on-site service suppliers and labor agents. In 2024, GF identified 27 non-conformities in targeted document reviews and worked with affected suppliers to correct and remediate them.



⁴³ RBA VAP audit reports are "valid" two years from an initial VAP audit, the first audit in an RBA VAP audit cycle.

⁴⁴ Classification of RBA VAP audit finding severity is per RBA's VAP audit operations manual. RBA VAP priority closure audits are used to verify closure of any "priority" – level audit findings (the most severe) and RBA VAP closure audits serve to verify closure of any other types of findings ("major" or "minor").

GF's major suppliers have diligently addressed corrective and remediation action to RBA VAP audit findings in 2023 and 2024 in a timely and satisfactory manner. All priority findings from valid RBA VAP audits were closed, corrected and remediated, or in progress to be corrected. One supplier which had a priority finding was de-sourced.

In total, more than 95% of all findings from valid RBA VAP audits have been corrected and remediated or are proceeding towards correction.⁴⁵ [Table 11](#) provides an overview of findings

identified in major supplier RBA VAP audits valid as of Dec. 31, 2024, by severity, closure status and RBA Code section. [Table 12](#) shows the most frequent types of findings in 2023 and 2024 major supplier VAP audits along with examples of their required corrective and remedial actions.

GF's effective supplier due diligence program is founded on the coverage of GF's major supplier program, the increase in major supplier sites with valid RBA VAP audits and our major supplier attitude to correct findings from these RBA VAP audits.

Table 11: Findings identified in RBA VAP audits valid at year-end 2024 by severity, closure status and RBA Code section.

RBA finding severity level	Number of findings	Percentage of findings	YE 2024 closure status	Percentage of findings by RBA Code category
Priority finding ⁴⁵	17	6%	71% Closed; 18% Closure in progress; 11% Supplier de-sourced	53% Health and Safety 41% Labor 6% Supply Chain
Major finding	208	72%	50% Closed; 48% Closure in progress; 2% Closure not started	37% Labor 34% Health and Safety 10% Supply Chain 8% Management Systems 7% Ethics 4% Environment
Minor finding	65	22%	43% Closed; 55% Closure in progress; 2% Closure not started	43% Labor 32% Health and Safety 11% Environment 9% Ethics 5% Management Systems

⁴⁵ As of May 2025, open findings were generally findings from RBA VAP audits that took place in late 2024 for which the closure timeframe has not passed yet.

⁴⁶ Priority findings were identified at ten major supplier sites. As of May 2025, six of these have completed corrective and remedial action, three major supplier sites are still working to complete corrective and remedial action, and one supplier was de-sourced.




Table 12: Most frequent non-conformities identified in RBA VAP audits valid at YE 2024 by severity and RBA Code subsection, with example details and required corrective and remediation action.

Findings area	Percentage of major supplier VAP audit findings	Example detail of findings	Required corrective and remediation action
Management systems – supplier responsibility	9% of findings (one priority finding which is closed)	Findings include missing or ineffective procedures to monitor and verify auditees' next tier supplier conformance to the RBA Code.	Implementation of effective procedures to monitor and verify next tier supplier conformance to the RBA Code.
Health and safety – emergency preparedness	9% of findings (eight priority findings – six of which are closed, one is in progress to be closed, and the supplier responsible for one finding is desourced)	Findings include inadequate emergency exits, inadequate emergency response procedures or lack of emergency evacuation drills.	Retrofits to emergency exits to fully comply with RBA and legal standards; implementation of effective emergency response procedures, including necessary emergency evacuation drills.
Labor – control processes	9% of findings (no priority finding)	Findings included missing or ineffective policies and control procedures that ensure auditee RBA Code conformity for key RBA Labor requirements, such as for proper control of working hours or recruitment cost detection and advancement/reimbursement.	Implementation of effective control procedures such as for proper control of working hours or recruitment cost detection and advancement/reimbursement.
Labor – working hours and consecutive days worked	8% of findings (three priority findings – two of which are closed, and the supplier responsible for one finding is desourced)	Findings included exceedances of weekly working hours and consecutive workdays limits and missing procedures to effectively manage working hours.	Implementation of work schedules and effective controls that ensure work schedules comply with the RBA Code requirements.
Labor – prohibition of forced labor	8% of findings (four priority findings – two are closed, two are in progress to be closed)	Findings included prohibited fees (such as recruitment fees), bond periods, withholding of personal documents, penalty fees for early termination and lacking policies to clearly prohibit any form of involuntary labor.	Reimbursement of prohibited fees for affected workers; worker contract revision removing fee and/or bond provisions; restoration of withheld personal documents to workers; implementation of effective procedures prohibiting mandatory overtime; implementation of policies prohibiting any form of involuntary labor.



Responsible minerals sourcing

GF is committed to the responsible sourcing of all materials, including minerals and metals. GF uses tantalum, tungsten and in some cases, cobalt or gold to achieve the desired functionality of integrated circuits. The commodities we purchase containing tantalum, tungsten, gold or cobalt include high-purity targets used in physical vapor deposition (PVD) and process gases and chemicals, all of which are used to deposit ultra-thin metal films onto the wafer surface. Tin and gold are used in post-wafer fab process steps, as interconnect materials in wafer bump or wafer packaging, and in components used for semiconductor module assembly.

Our [Conflict Minerals Policy](#) establishes due diligence expectations for sourcing of minerals and metals, such as tantalum, tin, tungsten and gold (“3TG”) as well as cobalt. The policy prohibits the use of 3TG and cobalt if their sourcing contributes to financing armed conflict and human right abuses in the conflict regions in the Democratic Republic of Congo (DRC) and adjoining countries and/or from Conflict-Affected and High-Risk Areas (CAHRAs).


GF’s responsible minerals due diligence program is designed to conform with the internationally recognized framework of the Organization for Economic Co-Operation and Development (OECD) Due Diligence Guidance for Responsible Supply Chains of Minerals from Conflict-Affected and High-Risk Areas and the related supplements for gold, tin, tantalum and tungsten (the “OECD Guidance”). Our program aligns with the five steps for due diligence that are described by the OECD Guidance.

GF is a member of the Responsible Minerals Initiative (RMI) and applies RMI’s due diligence tools, such as the Conflict Minerals Reporting Template (CMRT), Extended Minerals Reporting Template (EMRT), Responsible Minerals Assurance Process

(RMAP) and Risk Readiness Assessment (RRA) for conducting supply chain due diligence. We have successfully implemented a cobalt due diligence program in line with the OECD Due Diligence Guidance for Responsible Supply Chains of Minerals from Conflict-Affected and High-Risk Areas. We have engaged 100% of our in-scope cobalt suppliers and collected their due diligence information utilizing RMI’s EMRT.

We manage our supply base with detailed requirements for responsible metals and minerals sourcing in a supplier specification that controls all direct materials (those that become part of GF products), Outsourced Semiconductor Assembly and Test (OSAT) and wafer foundry suppliers containing 3TG metals as well as cobalt. At least annually, we review our 3TG and cobalt suppliers’ due diligence practices and identify all smelters in our extended supply chain and ensure they maintain RMAP and Copper Mark (for cobalt suppliers) conformance. Any new commodities including 3TG metals and cobalt must be sourced only from RMAP and Copper Mark (for cobalt smelters) conformant smelters. We actively encourage our suppliers to source from certified conformant smelters in the region to contribute to the DRC’s and adjoining countries’ and/or CAHRA’s economic development.

As part of GF’s risk management process for responsible minerals sourcing, we review our suppliers’ conflict minerals declaration (CMRT and EMRT). If our supplier’s responsible minerals sourcing practices do not meet our expectations or if a smelter used in the supplier’s supply chain becomes non-conformant with the RMAP and Copper Mark protocols, GF requires the supplier to either correct the gap immediately or, if needed, develop and submit a corrective action plan. If a non-conformant smelter is unwilling to pursue corrective actions per the RMAP process, GF will take steps to implement alternate sourcing.



We use an expanded CAHRA minerals risk identification and assessment process for 3TGs, specifically for our tantalum supply chain in scope of the EU Conflict Minerals regulation (EU) 2017/821. The scope of the risk identification process includes the following key factors: Geo Risk, Sourcing Risk and Audit Risk. Once high-risk smelters are identified, a Risk Mitigation and Corrective action plan is developed.

In 2024, we maintained a 100% RMAP conformant supply chain throughout the entire year. No 3TG smelters went non-conformant or lost their RMAP conformant status. Additionally in 2024, we continued to follow the status of RMI recognition of Copper Mark. Copper Mark's OECD alignment assessment was completed in June 2024. Note that the Copper Mark standard is considered 100% aligned to OECD. RMI continues to work with Copper Mark on mutual cross-recognition.

GF conducts additional supply chain risk analysis using RMI's Risk Readiness Assessment (RRA) tool. The RRA enables a broader understanding of the environmental, social and governance risks in the minerals supply chain beyond DRC conflict-free minerals sourcing. It is now a pre-requisite for the RMI's RMAP participating smelter auditees. GF also utilizes RMI's Material Insights platform and Global Risk Map to review broader responsible minerals sourcing risks.

GF's goal is to maintain our 3TG RMAP conformance — a status that we initially achieved in 2016. As of year-end 2024, GF's supply chain included 30 tungsten, 25 tantalum, 86 gold and 66 tin smelters, all of which validated as RMAP conformant.

At year-end 2024, we continued to maintain a 100% conformant cobalt supply chain: All seven of our cobalt smelters were either RMAP conformant (85.71%) or Copper Mark conformant (14.28%).⁴⁷

⁴⁷ For cobalt smelters, Copper Mark conformance is recognized as equivalent to RMAP conformance.

Our responsible minerals sourcing program and its progress are reviewed periodically by the Stewardship Committee. In April 2025, GF's year 2024 due diligence practices and management systems were successfully audited to assess conformance with the OECD Due Diligence Guidance by RCS Global Ltd. The audit results summary can be found [here](#).

We routinely provide due diligence information to support our customers' reporting needs. We create and share user defined CMRTs, EMRTs and AMRTs with our customers upon request. For further details and our 3TG smelter list, please review [GF Conflict Minerals report](#) for the year ending Dec. 31, 2024.

Beyond responsible minerals sourcing for 3TG and cobalt, in 2024 we surveyed relevant suppliers for due diligence information regarding additional minerals (silicon, aluminum, copper, nickel, boron, iron, manganese, magnesium and niobium). This survey was designed to collect information beyond 3TG and cobalt to ensure full transparency in our upstream supply chain for these minerals. GF is utilizing RMI's Pilot Report Template (PRT) and now Additional Minerals Reporting Template (AMRT) to collect this information.

We attend RMI's monthly plenary calls, webinars and conferences. We also participate in RMI's Emerging Minerals Working Group to collaborate with other RMI members in outreach activities to suppliers and to enhance our understanding of minerals' value chains.





About this report

The GF 2025 Sustainability Report

is our eleventh annual comprehensive sustainability report,
published on June 30, 2025.

About this report

The GF 2025 Sustainability Report is our eleventh annual comprehensive sustainability report, published on June 30, 2025. GF's Stewardship Committee has reviewed this report prior to publication. Data presented in this report reflect GF's performance for the reporting period of calendar year 2024, where not indicated otherwise, and may reflect estimates using methodologies and assumptions, which may change in the future as a result of new information or subsequent developments. Statements regarding GF's future direction and intent are subject to change or withdrawal without notice and represent goals and objectives only. The last report was published in 2024 and covered 2023 data.

In this report, we are not using the term "materiality" and other similar terms as they are used under the securities or other laws of the United States or any other jurisdiction, or as these terms are used in the context of financial statements and financial reporting. Thus, the inclusion of information or the absence of information in this report should not be construed to represent our belief regarding the materiality or financial impact of that information. We perform internal due diligence to ensure the accuracy of the information and data presented. We do not seek independent assurance of non-financial data, with the exception of GF's Scope 1 and Scope 2 GHG emissions data, which has been validated (please refer to [Annex: GHG verification statement](#)).

We use the Global Reporting Initiative (GRI) Sustainability Reporting Standards and self-declare that this report has been prepared in accordance with the GRI Standards. Please find detailed information in the [GRI index](#) of this report.

For an overview of GF sites and subsidiaries, see [GF's 2024 Form 20-F annual report](#) and refer to Global Footprint (page 44) and Related Party Disclosure (page F-42). For an overview of GF site data coverage by report section, please refer to [Table 13](#).

We value and encourage your feedback on this report. Please send comments or questions to CSR@globalfoundries.com.

Table 13: Data coverage of GF sites* by report section

Findings area	GF Dresden, Germany	GF Singapore	GF Malta, New York	GF Burlington, Vermont	GF non-manufacturing sites
Governance	Yes	Yes	Yes	Yes	Yes
Human rights	Yes	Yes	Yes	Yes	Partial **
Health, safety and wellbeing	Yes	Yes	Yes	Yes	Partial **
People	Yes	Yes*	Yes	Yes	Yes
Community impact	Yes	Yes	Yes	Yes	Yes
Sustainable manufacturing	Yes	Yes	Yes	Yes	Partial ***
Responsible sourcing	Yes	Yes	Yes	Yes	Partial ****

* "GF sites" do not include partly owned companies: Advanced Mask Technology Centre GmbH & Co. KG, Advanced Mask Technology Center Verwaltungs GmbH, Maskhouse Building Administration GmbH & Co. KG, Maskhouse Building Administration Verwaltungs GmbH.

* Excludes data from GF joint venture "Silicon Manufacturing Partners Pte Ltd. (SMP)." Note: as of January 2, 2025 SMP is no longer a GF joint venture, but a wholly owned GF subsidiary.

** Approach covers all GF sites. RBA SAQ and audit results do not cover GF non-manufacturing sites.


*** Approach covers all GF sites; 2024 Scope 2 GHG emissions of GF Bangalore, GF Sofia, GF Santa Clara, GF Austin are included in the 2024 GHG emissions inventory, other environmental impact data of non-manufacturing sites are not included.

**** Approach covers all GF sites; supplier spend of some non-manufacturing entities is not included.

Forward-looking statements

This report contains certain statements that are, or may be deemed to be, “forward-looking statements” within the meaning of U.S. securities laws and include statements regarding our goals, metrics, targets, strategy and expectations with respect to matters relating to corporate sustainability. These forward-looking statements are based on current expectations, estimates, forecasts and projections. Words such as “expect,” “should,” “believe,” “hope,” “target,” “goals,” “estimate,” “potential,” “may,” “will,” “could,” “on track” and variations of these terms and similar expressions are intended to identify these forward-looking statements, although not all forward-looking statements contain these identifying words. Forward-looking statements are based on our management’s beliefs and assumptions and on information currently available to our management.


By their nature, forward-looking statements involve risks and uncertainties because they relate to events and depend on circumstances that may or may not occur in the future. Forward-looking statements are not guarantees that any goals, metrics, targets, strategy or expectations will be met and our actual results may differ materially from those made in or suggested by the forward-looking statements contained in this report. Please see “D. Risk Factors” in Part I, Item 3 of [GF’s 2024 Form 20-F annual report](#) and other filings with the U.S. Securities and Exchange Commission for a further discussion of factors that may cause actual results to differ materially from those indicated by our forward-looking statements. Accordingly, no undue reliance should be placed on these forward-looking statements. In any event, these statements speak only as of their dates, and we undertake no obligation to update or revise any of them, whether as a result of new information, future events or otherwise.



Annex

- [Site profiles](#)
- [GF supporting the UN Sustainable Development Goals \(SDGs\)](#)
- [People data](#)
- [Climate related disclosures](#)
- [GRI index](#)
- [SASB index](#)
- [GHG verification statement](#)

Site profiles



GF Dresden, Germany

Groundbreaking for the manufacturing site in Dresden took place in October 1996. The grand opening of the first production clean room followed in 1999, and the Dresden site has continued to expand ever since. In 2009, the Dresden site became the first GF fab when the company was divested from Advanced Micro Devices, Inc. (AMD). GF Dresden contributes significantly to the advancement of a leading-edge semiconductor industry in Europe, Germany and specifically the high-tech cluster in Saxony. The region currently counts approximately 3,650 high-tech companies with more than 80,000 employees.

Community relations

Located literally fence-to-fence with its neighbors in the 800-year-old villages of Wilschdorf and Boxdorf, the Dresden site participated in its first local town hall meetings back in 1996 and continues to do so today. GF Dresden supports various neighborhood associations and activities such as local heritage societies, volunteer fire brigades and choirs. The Dresden site's Community Affairs Program specifically supports educational youth projects and activities related to STEM, such as the national competition "INVENT A CHIP," the "Summer University" with Technical University Dresden, FIRST® Robotics and the LEGO® League. Particular focus is on supporting students' interest in STEM to help increase the pipeline for talent in science and technology. GF Dresden also continues to maintain relationships with several partner schools and youth facilities in and around Dresden to promote scientific and technical skills among children and young people. In 2024, these collaborations were expanded or intensified.

Sustainability feature: Low GHG emissions

The Dresden fab was designed for extremely low emissions of PFCs, which is accomplished by utilizing low-emission gases in CVD chamber cleaning, coupled with near-universal use of point-of-use abatement equipment for PFC-using processes. Highly efficient natural gas powered trigeneration plants power the Dresden fab with electricity, heating and cooling, along with a fraction of electricity from the Dresden public grid. To support cooling during peak load situations, GF Dresden uses one of the largest ice thermal energy storage facilities in Europe. With a capacity of over one million liters of water, it stores energy in the form of ice. The ice storage facility is used to cover peak cooling requirements — especially on hot, humid summer days when the cleanroom demands more intensive cooling.

Wafer Size: 300mm

Management system certifications: ISO 9001, IATF 16949, ISO 14001, ISO 45001, ISO 27001, ISO 50001, Sony Green Partner

Awards

- RBA VAP Platinum recognitions for achieving the full audits scores of 200 in the 2021 and the 2023 RBA VAP audits.
- 2022 Partner Recognition Environmental and Climate Alliance Saxony by the Saxon state government.
- Awarded with the "Vital Company" seal of approval in 2023 for carrying out a psy.Res® "Mental Stress" risk assessment.



GF Singapore

GF Singapore Woodlands campus is home to one 200mm GIGA+ fab (Fabs 2, 3 and 5), and one 300mm fab, which saw its expansion module launched in September 2023. The history of our GIGA+ fab goes back to 1995 when the first 200mm fab started production. Our 300mm fab commenced operation in 2005 and has evolved ever since. Our latest 300mm Expansion Fab will be GF's most advanced semiconductor fab in Singapore.

Community relations

Since 2006, the GF Singapore site has consistently supported the Singapore Children's Cancer Foundation (CCF), including organizing an annual Hair for Hope satellite fundraising event that serves to raise funds and promote awareness of childhood cancer. In 2024, GF raised a total of \$143k SGD (approximately \$105K USD) for CCF, bringing our cumulative amount raised to more than \$1.7M SGD for CCF over the last 19 years. GF Singapore has also supported the Boys Brigade Share-a-Gift Program over the last 17 years through fulfilling the wishes of beneficiaries from participating charitable organizations. In 2024, we fulfilled 1,025 wishes requested by the beneficiaries from four charitable organizations in Singapore. In 2024, GF Singapore also expanded our STEM activities, with more K-12 programs dedicated to inspiring students in the electronics and semiconductor sector. 70 career and campus outreach activities were completed in 2024, with more than 9,000 people reached, including students from secondary schools, junior colleges, institutions, polytechnics and universities.

Sustainability feature: Resource efficiency

Resource efficiency is a priority for the Singapore team – energy and water conservation programs are continually pursued. Our Singapore fabs have extensive state-of-the-art

water recycling capabilities in place. Moreover, more than 99% of the water supply to GF Singapore is NEWater, which is reclaimed and treated wastewater supplied by the Singapore Public Utilities Board for industrial uses, supporting Singapore's water conservation strategy to reserve high-quality potable water for domestic consumption.

For our Expansion Fab, GF prioritized sustainable operation features from the very start of the design process. These features include water reuse and recycling features, such as capturing rainwater for general non-potable uses, efficient air emissions and greenhouse gas abatement, as well as electrification and phasing out fossil fuel, e.g., replacing fossil fuel-fired combustion boilers with electrical heat pumps. Both the Expansion Fab as well as its administration building achieved Green Mark Gold status from Singapore's Building and Construction Authority.

Sustainability feature: GHG emissions reduction

Environmental performance is integral to our Singapore facility. Since GF's Journey to Zero Carbon pledge was made in 2021, GF Singapore has been actively reducing our carbon emissions. Between 2021 and 2023, we implemented "remote plasma cleaning" projects to upgrade some of our manufacturing processes, making them more efficient and significantly reducing emissions. In 2024, we began embarking on abatement projects and committed to be a long-term off-taker of electricity from Singapore's first energy-efficient and hydrogen-ready combined cycle power plant, which is scheduled for completion in 2026. GF Singapore is also a regular contributor to the Sustainability Open Innovation Challenge by Enterprise Singapore, a Singapore government agency. Our 2024/2025 challenge to green start-ups around the world sought to innovate on renewable energy and push the boundaries of environmental protection.

Wafer Size: 300mm/200mm

Management system certifications: ISO 9001, IATF 16949, ISO 14001, ISO 45001, Sony Green Partner, ISO 15408 (Common Criteria for Secure Products), ISO 27001, Green Mark Gold status from Singapore's Building and Construction Authority for GF 300mm fab expansion (both fab and administration buildings)

Awards

- Great Place to Work-Certified™ by Great Place to Work® Institute Singapore (2024, 2023, 2022)
- 2024 Workforce Transformation Award for exceptional dedication and achievements in workforce development and transformation
- 2024 HR Excellence Awards, winning four awards, including gold awards for Digital Transformation and Learning & Development
- 2024 Employee Experience Awards (EXA), winning eight awards, including Overall Learning Award for the Year
- 2023 Employee Experience Awards (EXA), winning eleven awards, including the overall award for Employee Experience Champion of the Year
- SBR International Business Award for the Industrial Construction category in recognition of its execution of the design and building of the recent GF Woodlands expansion. The SBR International Business Awards honor foreign companies in Singapore and recognize outstanding projects that successfully earned a foothold in the city-state.

GF Malta, New York

In 2009, GF broke ground for construction of our 300mm wafer manufacturing facility in Malta, New York. The majority of the site investment has been directed towards advanced 14/12nm process technologies. The site is one of the leaders in advanced manufacturing in the U.S., a cornerstone of Upstate New York's "Tech Valley" region and one of the largest and most successful public-private sector investments in New York state's history.

Community relations and workforce development

Along with charitable donations in the local community, the site's community relations and workforce development programs support numerous educational initiatives. These include the FIRST® (For Inspiration and Recognition of Science and Technology) Robotics program, Career Jam career exploration events for middle and high school students and mentoring and workshops for P-TECH (Pathways in Technology Early College High School) students. Additionally, the Malta, New York team partners with local school districts on educational programming for students about the semiconductor industry, GF and STEM careers. We scaled enrollments in our GF Maintenance Technician Apprenticeship Program, which is the first Registered Apprenticeship of its kind in the U.S. semiconductor industry, and together with GF Burlington, Vermont is the first multi-site Registered Apprenticeship in the U.S semiconductor industry.

Together with its consortium of business partners, GF has invested over \$5.1M USD in the Saratoga County communities of Malta and Stillwater including the development and

construction of a \$1.1M USD three-season community athletic complex in the Luther Forest Technology Campus. The GF Malta and GF Stillwater Foundations have collectively granted in excess of \$2.2M USD to local community, civic, athletic, non-profit and STEM programming organizations through 2024. Over the holiday season, our GF Malta employees contributed to our 2024 Fab 8 Toys for Tots Drive, which is coordinated each year with the U.S. Marine Corps. A total of 2,365 toys were donated (as well as an additional 71 bikes assembled by GF employees) to the program.

Sustainability feature: Green building design

The GF Malta, New York campus has integrated green building principles and energy and water efficiency features from the beginning design phase. This includes an innovative system that uses heat recovery chillers to meet the fab's year-round base cooling load and recovers the heat for site needs instead of removing it with cooling towers. Heat recovery is one of three major energy recovery techniques employed in the Malta site. A second energy recovery technique that the Malta fab utilizes is free cooling by shutting off large capacity chillers when outside conditions are favorable. For office spaces, air handlers also bring in outside air for free cooling. The third energy recovery method is a GF patented free cooling technique for water, utilizing cold incoming water to cool the fab and preheat it for ultrapure water (UPW) treatment. Using the LEED® (Leadership in Energy and Environmental Design) green building program design criteria from the U.S. Green Building Council, the GF Malta campus achieved LEED Gold® for the Admin 1 and 2 office buildings and LEED Silver® for the fabrication facility.

Wafer Size: 300mm

Management system certifications: ISO 9001, ISO 14001, ISO 45001, ISO 27001

Awards

- 2024 RBA VAP audit Platinum recognition – GF Malta achieved the maximum score of 200 in its October VAP audit.
- 2024 Healthiest Employers of the Capital District Award – Healthiest Employers® recognized GF for the sixth time, reflecting GF's ongoing commitment to workplace wellbeing, promotion and engagement.

GF Burlington, Vermont

Since groundbreaking in 1957, the GF Burlington, Vermont campus has grown and evolved into a major semiconductor manufacturing site. GF acquired the site as part of the IBM Microelectronics business in 2015. As of December 31, 2024, we employed approximately 1,800 people in the State of Vermont, which we believe makes GF Burlington, Vermont, one of the largest private-sector, for-profit employers in the state.

Community relations

The Burlington site has an extensive history of community involvement. As part of the GF GlobalGives program, many Burlington employees volunteer with a variety of local non-profit agencies, which focus on food stability, health services and family-oriented causes. Additionally, GF employees support many K-12 STEM initiatives, such as the FIRST® LEGO® and Robotics, Essex CHIPS Youth Center and Milton Elementary School STEAM engagement. In 2024, GF Burlington's engagement increased year over year by 101% and volunteer hours also increased by 90% to well over 3,000 hours.

Educational partnerships

GF has a strategic partnership with the University of Vermont (UVM) and Vermont State University (VTSU). GF Burlington partnered with the College of Mathematical Sciences at UVM to develop a semiconductor certificate program. A generous donation of characterization lab equipment from GF helped UVM open a characterization lab in October 2023. GF continues to have a strong presence at STEM activities and conferences at UVM along with student tours at GF Burlington. GF also engages in a mentorship program with UVM and sponsors multiple capstone projects with UVM students each year. Most recently, GF announced a new scholarship program and have partnered on the EDA Tech Hub opportunity focused on gallium nitride (GaN) advancement.

GF has partnered with VTSU to provide related instruction for our Registered Apprenticeship program. We offer scholarships and internships to VTSU students pursuing a technical associate degree, and we mentor them on capstone projects. Our apprenticeship program is registered with the Vermont Department of Labor, and the third cohort of apprentices has completed the program. GF is proud to have the first multi-site Registered Apprenticeship program in the U.S. semiconductor industry.

Sustainability feature: Legacy of environmental excellence

Noted for its long-term environmental excellence, GF Burlington has received extensive recognition including numerous national, regional and state awards for its pollution prevention programs. The Burlington site also has a history of supporting photovoltaic development research, and in 2016, transferred unused land to Green Mountain Power to develop a 4.7 MW solar power generation facility. In 2022, GF Burlington received authorization from the Public Utility Commission to procure electricity for its own use. In 2023, GF completed pre-permitting activities to develop additional on-site solar generation to supply its manufacturing activities. In early 2025, the first two on-site solar projects received permit approval from the Public Utility Commission.

Clean Energy Development: GF and UVM have engaged in the Vermont Clean Energy and Resilience Consortium, which seeks funding for research and related economic and commercial development related to clean energy in Vermont and collaborates on projects of mutual interest to support green energy, renewable energy, decarbonization and energy resiliency in Vermont.

Wafer Size: 200mm

Management system certifications: ISO 9001, TS 16949, ISO 14001, ISO 45001, ISO 27001, Sony Green Partner

Awards

- 2025 Responsible Business Alliance (RBA) VAP Audit Platinum Recognition – achieved the maximum score of 200 in its March 2025 VAP Audit, repeating the excellent RBA VAP audits results as in 2023 and 2021.
- 2024 Governor's Excellence in Worksite Wellness: Gold – This award recognizes employers who provide worksite wellness initiatives, recognizes employers' efforts to enhance productivity, bolster a healthy environment and improve employee wellbeing. This was the sixth consecutive year that GF Burlington has received this award.
- 2023 National Pollution Prevention Roundtable (NPPR) Most Valuable Pollution Prevention Award for projects that reduced solvent usage by over 70,000 liters annually.
- National Pollution Prevention Roundtable (NPPR) 2022 Most Valuable Pollution Prevention Award and 2022 EPA Environmental Merit Award for four projects that reduced solvent usage in photolithography by more than 31,000 kg.

GF Bangalore, Karnataka, India

The GF India office in Bangalore is our largest non-manufacturing site. The Bangalore team supports our global semiconductor fabrication and manufacturing facilities, with functions including technology development, design enablement, IP design, application engineering quality, manufacturing operations support as well as enabling services including supply chain, customer support, sales, global human resources operations and information technology.

The GF India Board of Directors established a Corporate Social Responsibility (CSR) Policy in 2017 and has a dedicated CSR committee that oversees actions taken in support of the policy. GF India executes a wide range of CSR projects every year with a dedicated budget and strong support from our employee volunteers. Our CSR projects serve communities in Bangalore and extend to other regions across the State of Karnataka. Our activities are focused primarily on four key focus areas: education, social support, health and the environment.

GF India also has a focus on working with universities to promote workforce development and a deeper understanding of semiconductor technology. This includes engaging with faculty and students through guest lectures, participating as expert panelists at conferences and invited talks, faculty visits to GF and joint curriculum development. GF India has also initiated joint training programs and certification courses with leading institutes, such as the Indian Institute of Technology - Bombay (IIT-B).

In 2024 and early 2025 our CSR projects included:

Education

GF volunteers organized donation drives at local schools to help children from disadvantaged communities access basic amenities and educational materials:

- Donated sweaters to Panchajanya and Chamarajanagar government schools to keep children warm in winter.
- Visited One Billion Literates Foundation (OBLF) schools and health care centers to better understand the needs of rural communities. Through OBLF, volunteers also painted a local government school, brightening up the space for students.
- Set up a computer lab for blind students at “Deepa Academy for the Blind” in Bangalore to support their education and for primary and high schools to provide an opportunity for rural kids to learn computer applications.
- Supported four new government schools around Bangalore with their immediate requirements like computers, green boards, furniture and books. These school references came from our own employees who volunteer at the schools.

Social support

We worked with non-profit organizations across India on important social initiatives.

- To celebrate Republic Day, GlobalFoundries India CSR team organized a donation drive, inviting employees and their families to engage with the NGOs we have been actively supporting over the years. Employees generously contributed grocery items, stationery and clothing to support children and the elderly. To ensure the collected items reached those in need, the CSR team organized a donation distribution drive at the following locations:

1. Thanisandra Government High School
2. Nightingales Medical Trust
3. Deepa Academy for the Differently Abled

Health

Employee volunteers participated in initiatives supporting community health and wellbeing:

- The CSR health subgroup organized a blood donation camp in association with the Rotary Club and collected 100 packs of blood from our employees and organized an event to register people as organ donors for the Narayana Nethralaya Eye Hospital in Bangalore.
- The GF CSR team is supporting OBLF in running primary health centers and deploying health workers in remote parts of Anekal Taluk, 60 kms away from GF India Bangalore office.

Environment

GF volunteers organized initiatives to protect, maintain and support the environment:

- Cleaning of Jakkur Lake in Bangalore by removing invasive plants, plastic and other debris to restore the health of the water body.
- Organized tree planting near Jakkur Lake, planting 80 saplings and raising awareness for environmental consciousness.
- Donated shoes, caps, bags, water bottles and lunch boxes to forest guards engaged in protecting wildlife and forest areas of the Malur range forest department.
- Celebrated “Global Earth Day” at the GF Bangalore site by organizing a “Waste to Best” competition.

GF Sofia, Bulgaria

The GF Sofia, Bulgaria, office is GF's largest non-manufacturing site in Europe.

GF's Bulgaria team delivers a unique blend of talent focused on the non-manufacturing stages of microchip development. The engineers in design technology enablement, device and reliability, and the GF pre- and post-fab teams are innovators at the core of our research and development process, contributing to the fast-paced evolution of the semiconductor industry. The commercial and customer solutions teams at our Bulgaria site work closely with our customers to create a seamless end-to-end customer journey, both technical and commercial.

Community engagement


- GF Bulgaria is dedicated to initiating and participating in fund-raising campaigns such as: Christmas Charity Bazaar, Change for Charity, Martenitsi with a Cause, Easter Bazaar, and Book Fair. The collected funds support causes that benefit underprivileged children by providing them with access to education, healthcare and essential resources. Beyond that, the funds support vital social programs, initiatives for animal welfare and environmental conservation. Through these combined efforts, we strive to ensure a lasting positive impact on both our communities and the natural world.
- Additionally, GF Bulgaria volunteers in Caps for Future: a nationwide campaign focused on collecting plastic caps, aluminum cans and clear plastic bottles. The funds from the recycled raw materials are used to purchase incubators, children's neonatal ambulances and medical equipment for children's or neonatal wards throughout the country.

Educational partnerships

A key priority for GF Bulgaria is workforce development and partnering with academia, with the goal of growing the national and regional semiconductor talent pipeline. As a leading technology company in Bulgaria, GF collaborates closely on curriculum development with top technical schools and universities including Technical University Sofia, Sofia University and Ruse University. GF Bulgaria established classes in semiconductor technologies, our employees teach master classes in micro and nano systems design and we provided laboratory equipment and development tools for students. GF employees who are distinguished experts in the field of microelectronics participate in joint PhD programs and conferences.

Sustainability

GF Bulgaria resides in the Sofia NV Tower building, which achieved LEED Gold® from the U.S. Green Building Council. GF Bulgaria is dedicated to separate waste collection by providing information campaigns and dedicated bins. During GF's 2024 Earth Week celebration, GF Sofia's focus was on recycling and reuse, including a recycling awareness campaign and a campaign to collect employees' personal e-waste at the office to enable their recycling.



GF sustainability goals supporting the UN Sustainable Development Goals (SDGs)

SUSTAINABLE DEVELOPMENT GOALS



Journey to Zero Carbon (9, 13)

- Journey to Zero Carbon (9, 13)
- 42% reduction in greenhouse gas (GHG) emissions by 2030 from a 2021 baseline
- Achieve net-zero GHG emissions by 2050

Electricity (7, 9)

- Achieve less than 0.033 kWh/MI* of normalized electricity consumption by 2025 (34% reduction from 2020 baseline)
- Achieve 100% carbon-neutral electricity supply by 2050

Water (6, 9)

- Improve water use efficiency by achieving a normalized water use of 0.32 liters/MI or less by 2025 (26% reduction from 2020 baseline)

Waste (12)

- Achieve a normalized total waste generation of 0.81 Grams/MI or less by 2025 (16% reduction from 2020 baseline)
- Achieve a normalized hazardous waste generation of 0.61 Grams/MI or less by 2025 (19% reduction from 2020 baseline)

Maintain best-in-class safety performance (8)

- Total recordable incidents per 200,000 hours worked: TRIR < 0.3
- Lost-time incidents per 200,000 hours worked: LTIR < 0.2

RMAP Conformant Supply Chain (8)

- Maintain a 100% RMAP** Conformant Supply Chain for 3TG (gold, tantalum, tin, tungsten) and achieve it for cobalt by 2025

Responsible Business Alliance (RBA) (5, 8, 10, 12)

- Maintain best-in-class RBA VAP audit scores, achieving at least a combined annual score average for audited sites of 180 /200 (Gold level)

Sustainability Governance (Support all)

- Maintain Board-level sustainability goals as a component of the company's incentive-based compensation program for the Executive team

* We normalize our wafer production data using an industry standard Manufacturing Index (MI). The MI is derived from the number of mask steps in our fabrication processes (reflecting process complexity) and the total area of wafers produced.

** Responsible Minerals Assurance Program (RMAP). Copper Mark conformance is recognized as equivalent to RMAP conformance for cobalt smelters.

People data

Workforce composition by region, gender and employment type (as of December 31, 2024)

Region	Gender	All employees*	Regular**	Full-time	Part time	Temporary		
						All temporary	Contractors	Intern/student/ apprentice/etc.
AMER	Female	22.3% (1,029)	22.3% (1,024)	22.2% (1,017)	38.7% (12)	18.4% (9)	7.4% (2)	31.8% (7)
	Male	76.9% (3,540)	76.9% (3,533)	77.0% (3,522)	58.1% (18)	38.8% (19)	14.8% (4)	68.2% (15)
	Other	0.8% (36)	0.7% (35)	0.7% (35)	3.2% (1)	42.9% (21)	77.8% (21)	-
	Total	35.9% (4,605)				13.8% (49)		
APAC	Female	33.1% (1,690)	31.9% (1,573)	33.1% (1,688)	100.0% (2)	19.0% (20)	3.1% (1)	26.0% (19)
	Male	66.9% (3,413)	68.1% (3,353)	66.9% (3,413)	-	51.4% (54)	-	74.0% (54)
	Other	-	-	-	-	29.5% (31)	96.6% (31)	-
	Total	39.7% (5,103)				29.7% (105)		
EMEA	Female	18.3% (573)	18.3% (573)	16.7% (392)	22.6% (181)	15.0% (30)	-	15.0% (30)
	Male	81.7% (2,559)	81.7% (2,558)	83.2% (1,949)	77.1% (610)	84.5% (169)	-	84.5% (169)
	Other	0.0% (1)	-	0.0% (1)	-	0.5% (1)	-	0.5% (1)
	Total	24.4% (3,133)				56.5% (200)		
All GF	Female	25.6% (3,292)	25.1% (3,170)	25.8% (3,097)	23.7% (195)	16.7% (59)	5.1% (3)	19.0% (56)
	Male	74.1% (9,512)	74.7% (9,444)	73.9% (8,884)	76.2% (628)	68.4% (242)	6.8% (4)	80.7% (238)
	Other	0.3% (37)	0.3% (35)	0.3% (36)	3.2% (1)	15.0% (53)	88.1% (52)	0.3% (1)
	Total	100% (12,841)				100% (354)		

*All employees is our total GF headcount excluding temporary employees

** Regular is all employees excluding any under term contracts or temporary employees

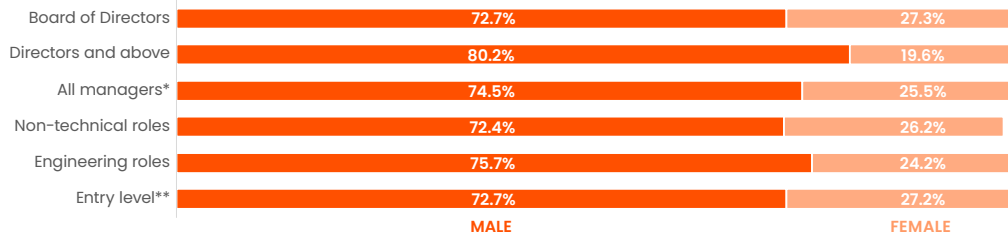
Workforce composition by region, gender and age (as of December 31, 2024)

Region	Gender	All employees*	Regular**			Temporary		
			Under 30	30-50	Over 50	Under 30	30-50	Over 50
AMER	Female	22.3% (1,029)	25.5% (215)	23.8% (518)	18.5% (291)	16.3% (7)	33.3% (1)	33.3% (1)
	Male	76.9% (3,540)	72.4% (610)	75.7% (1,647)	81.1% (1,276)	34.9% (15)	66.7% (2)	66.7% (2)
	Other	0.8% (36)	2.0% (17)	0.5% (12)	0.4% (6)	48.8% (21)	-	-
	Total	35.9% (4,605)				13.8% (49)		
APAC	Female	33.1% (1,690)	33.0% (418)	31.2% (953)	33.2% (202)	18.4% (19)	50.0% (1)	-
	Male	66.9% (3,413)	67.0% (849)	68.8% (2,098)	66.8% (406)	51.5% (53)	50.0% (1)	-
	Other	-	-	-	-	30.1% (31)	-	-
	Total	39.7% (5,103)				29.7% (105)		
EMEA	Female	18.3% (573)	24.8% (72)	20.3% (337)	13.9% (164)	15.5% (30)	-	-
	Male	81.7% (2,559)	75.2% (218)	79.7% (1,324)	86.1% (1,016)	84.0% (163)	100.0% (6)	-
	Other	0.0% (1)	-	-	-	0.5% (1)	-	-
	Total	24.4% (3,133)				56.5% (200)		
All GF	Female	25.6% (3,292)	29.4% (705)	26.2% (1,808)	19.5% (657)	16.5% (56)	18.2% (2)	33.3% (1)
	Male	74.1% (9,512)	69.9% (1,677)	73.6% (5,069)	80.3% (2,698)	67.9% (231)	81.8% (9)	66.7% (2)
	Other	0.3% (37)	0.7% (17)	0.2% (12)	0.1% (6)	15.7% (53)	-	-
	Total	100% (12,841)				100% (354)		

* All employees is our total GF headcount excluding temporary employees

** Regular is all employees excluding any under term contracts or temporary employees

GF gender representation by employee

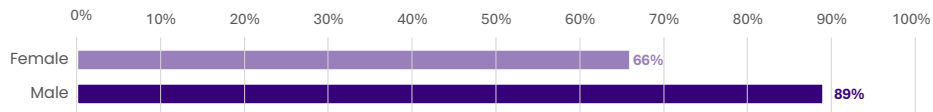


Numbers may not total 100% due to people who identify as non-binary or who choose not to disclose.

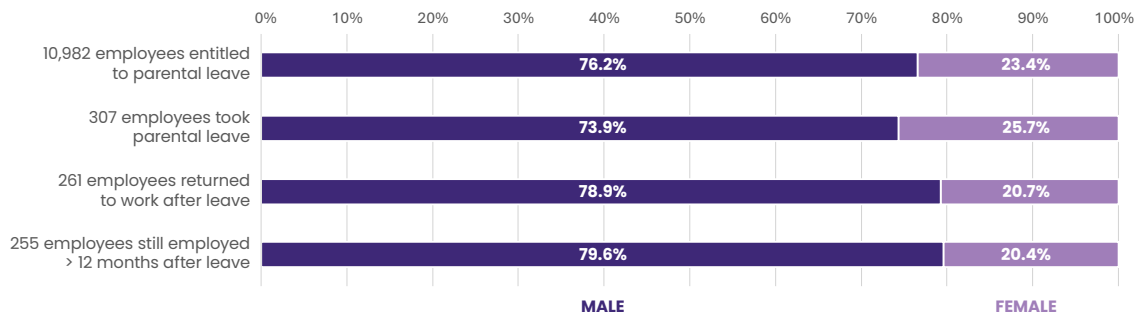
* All managers include Management career ladder (JLI-9)

** Entry level are exempt (non-hourly) professionals

Retention rate after returning from parental leave



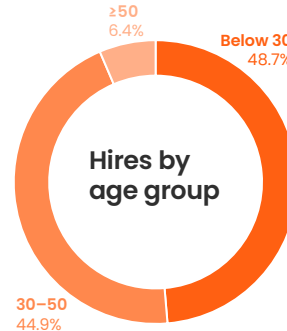
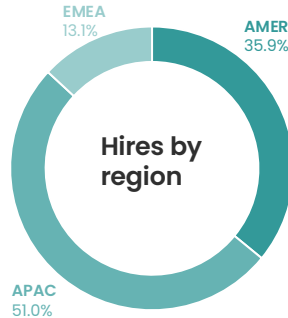
2024 Parental leave information



Numbers may not total 100% due to people who identify as non-binary or who choose not to disclose.


2024 New hires (1,570)

Numbers may not total 100% due to people who identify as non-binary or who choose not to disclose.

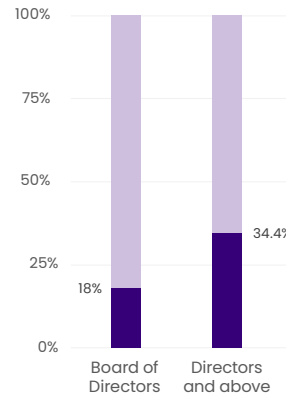


24% percent of open positions were filled by internal candidates in 2024.

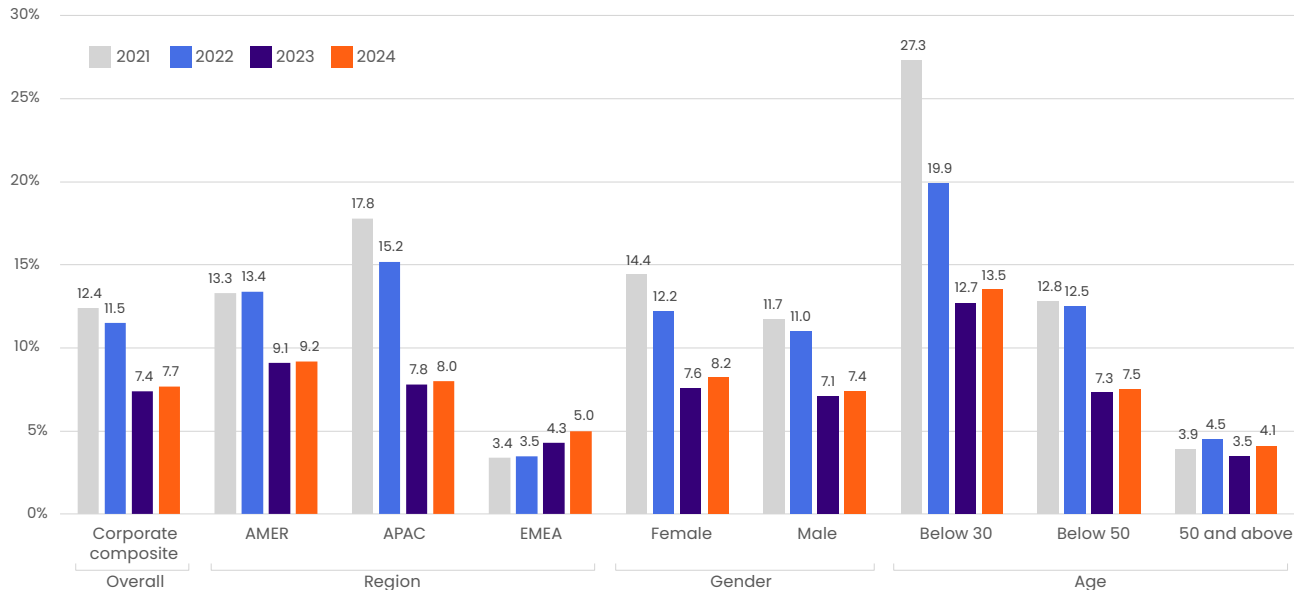
GF U.S. race and ethnicity representation



GF U.S. minority leadership representation



Voluntary attrition rate by region, gender and age



2024 Average training hours for GF employees by gender, age and job category (instructor led and web-based training)

Average learning hours	Total average	Female			Male			Other		
		Under 30	30-50	Over 50	Under 30	30-50	Over 50	Under 30	30-50	Over 50
Non-managers	32.2	44.0	33.2	29.0	46.9	29.9	22.7	29.7	17.5	20.3
Managers (below director level)	56.9	254.5	53.6	46.2	170.7	62.5	49.1	N/A	N/A	N/A
Directors and above	17.9	9.0	12.4	23.9	N/A	15.1	19.8	N/A	N/A	N/A
Total average	33.6	35.9			32.8			23.8		

Climate related disclosures

Disclosure area	TCFD recommended disclosure	GF metric or qualitative disclosure	Disclosure location
<p>Governance</p>	<p>Disclose the organization's governance around climate-related risks and disclosures.</p>	<p>The Board oversees GF's Sustainability matters and programs, including climate, through the ARCC. The ARCC guides the company's approach to sustainability-related strategy, policies and disclosures. Through the ARCC, GF has established Board-level sustainability goals.</p> <p>The responsibility for these goals is assigned to designated members of the XT and managed through their annual objectives and key results. Achievement of those goals influences incentive-based compensation.</p> <p>GF management provides quarterly sustainability updates to the ARCC, which include progress towards our Board-level sustainability goals, sustainability-related audit results, ESG agency scoring results and applicable SEC regulatory updates and recommendations. In addition to the oversight provided by the Board and the ARCC, the CEO reviews and approves key sustainability policy decisions and long-term goals.</p> <p>The GF Stewardship Committee sets strategic direction, conducts management reviews and provides guidance and approval regarding sustainability topics. Stewardship Committee membership includes senior executives representing the legal, finance, manufacturing, human resources, communications, technology, strategy, business operations and global supply chain organizations.</p> <p>GF's ERM governance integrates risk management into our business decisions and operations. GF identifies enterprise-level risks using both a top-down and bottom-up approach. Climate related/environmental risks are part of GF's ERM scope. All identified enterprise risks are assessed and scored according to the GF ERM Risk Matrix. Risks are assigned a probability score based on the likelihood of occurrence and an impact score based on the magnitude of effect. Risks are evaluated and prioritized according to the standardized GF ERM Risk Matrix, then assigned a probability score based on the likelihood of occurrence and an impact score based on the magnitude of effect.</p> <p>GF has a clear process to review, mitigate and monitor risks across all levels of the organization, from individual teams to the board of directors. Top risks and mitigation processes are reviewed in larger forums (e.g., ARCC). Mitigation includes attempts to reduce the chance of recurrence and minimize impact. Risk monitoring is managed at the team and organizational levels.</p>	<p>See Sustainability governance, page 19, and Risk management, page 23.</p> <p>GF 2024 Annual Report on Form 20-F, see Directors, Senior Management and Employees' section Board Practices, page 63.</p>





Disclosure area	TCFD recommended disclosure	GF metric or qualitative disclosure	Disclosure location
Strategy	<p>Disclosure of the actual and potential impacts of climate-related risks and opportunities on the organization's businesses, strategy and financial planning where such information is material.</p>	<p>GF has a process in place to identify and analyze the business risks and opportunities associated with climate change. Process steps include long-listing and short-listing of risks, as well as qualitative and/or quantitative scenario-based climate risk analysis over short, medium and long term. The results of this process inform our Enterprise Risk Management (ERM) program (please refer to Risk management).</p> <p>In 2024, GF worked with a third party and performed a quantitative scenario-based climate risk analysis over short, medium and long term for a selected transition risk that was shortlisted in our 2022 qualitative scenario-based climate risk analysis.</p> <p>GF also worked with the third party to refresh the qualitative scenario-based physical risk assessment of our sites and screen the physical risk of selected major suppliers' sites, using a high physical impact scenario (SSP5-8.5: +4°C aligned) and a middle-of-the-road scenario (SSP2-4.5: +2°C aligned).</p> <p>As a result of our 2024 analysis, we identified that GF may face a potential future carbon cost risk, leading to increased operating expenditure in the medium and long term. Carbon costs could apply directly to our Scope 1 GHG emissions from our manufacturing sites in Germany, Singapore and the U.S. and/or apply indirectly to our Scope 2 GHG emissions and passed through to GF via increased costs of energy and fuel purchases.</p> <p>The quantitative analysis used a low-carbon transition scenario (IEA NZE: International Energy Agency "Net Zero emissions by 2050 scenario") and a business-as-usual scenario (IEA STEPS: "Stated policies scenario") and took into account two exposure pathways — a BAU (business as usual) GHG emissions pathway with no further GHG emission reductions; and a GF Journey to Zero net-zero target with GHG emissions reduction according to GF's initial transition plan. For additional detail, please see our 2024 CDP submission⁴⁸.</p> <p>GF's Journey to Zero Carbon is our strategy to align with climate science and to mitigate medium- and long-term exposure to climate change and the related climate related risks. GF's Journey to Zero Carbon goal initially pledged to reduce our absolute Scope 1 and Scope 2 GHG emissions by 25% from 2021 to 2030. In April 2025 we accelerated our commitment to reduce absolute combined Scope 1 and Scope 2 GHG emissions by 42% from 2021 to 2030. Previously, in April 2024, we complemented our Journey to Zero Carbon goal with the announcement of our goal to achieve net-zero GHG emissions and utilize a 100% carbon-neutral power supply across our global footprint by 2050.</p> <p>We are on track to meet our Journey to Zero Carbon GHG reduction goals.</p> <p>Additionally, the essential semiconductors GF delivers to our customers are critical to enabling energy efficient devices across the end-markets we serve; and are vital to modernizing the transportation and energy sectors, building more connected and energy efficient infrastructure and communications systems and developing technology to improve human health and safety.</p>	<p>GF 2024 Annual Report on Form 20-F, see "Key Information," section D "Risk Factors" pages 19, 22, 29-30 and 37; "Information on the Company", section B "Business Overview" page 43.</p> <p>We describe our climate-related strategy in Sustainable manufacturing, pages 61-63.</p> <p>See Technology for humanity, page 36 for an overview of GF's energy efficiency opportunities.</p> <p>For additional detail please see our 2025 CDP submission.⁴⁸</p>

⁴⁸ GF's recent CDP disclosures can be accessed at our [website](#). GF's 2025 CDP disclosure can also be retrieved from our website once released to CDP.



Disclosure area	TCFD recommended disclosure	GF metric or qualitative disclosure	Disclosure location
Risk management	Disclose how the organization identifies, assesses and manages climate-related risks.	<p>GF has a process in place to identify and analyze the business risks and opportunities associated with climate change. Process steps include long-listing and short-listing of risks, as well as qualitative and/or quantitative scenario-based climate risk analysis over short, medium and long term.</p> <p>The results of this process inform our Enterprise Risk Management (ERM) program (please refer to Risk management). GF identifies enterprise-level risks using both a top-down and bottom-up approach. Climate related/environmental risks are part of GF's ERM scope. All identified enterprise risks are assessed and scored according to the GF ERM Risk Matrix. Risks are assigned a probability score based on the likelihood of occurrence and an impact score based on the magnitude of effect. Risks are evaluated and prioritized according to the standardized GF ERM Risk Matrix, then assigned a probability score based on the likelihood of occurrence and an impact score based on the magnitude of effect. GF has a clear process to review, mitigate and monitor risks across all levels of the organization, from individual teams to the board of directors. Top risks and mitigation processes are reviewed in larger forums (e.g., ARCC). Mitigation includes attempts to reduce the chance of recurrence and minimize impact. Risk monitoring is managed at the team and organizational levels.</p> <p>In 2024, GF worked with a third party and performed a quantitative scenario-based climate risk analysis over short, medium and long term for selected transition risks that were shortlisted in our 2022 qualitative scenario-based climate risk analysis.</p> <p>GF also worked with a third party to refresh the qualitative scenario-based physical risk assessment of our sites and screening the physical risk of selected major suppliers' sites, using a high physical impact scenario (SSP5-8.5: +4°C aligned) and a middle-of-the road scenario (SSP2-4.5: +2°C aligned).</p>	<p>GF 2024 Annual Report on Form 20-F – “Key Information,” section D “Risk Factors Summary” beginning on page 3.</p> <p>See Risk management, page 23.</p> <p>For additional detail please see our 2025 CDP submission.⁴⁹</p>
Metrics and targets	Disclosure of the metrics and targets used to assess and manage relevant climate-related risks and opportunities where such information is material.	<p>GF's Scope 1, 2 and 3 emissions data and our climate-related goals and targets are disclosed in the Sustainable manufacturing section of this annual Sustainability report.</p> <p>GF's initial Journey to Zero Carbon goal pledged to reduce our absolute Scope 1 and Scope 2 GHG emissions by 25% from 2021 to 2030. In April 2025 we accelerated our commitment to reduce absolute combined Scope 1 and Scope 2 GHG emissions by 42% from 2021 to 2030. In April 2024, we complemented our Journey to Zero Carbon goal with the announcement of our goal to achieve net-zero GHG emissions and utilize a 100% carbon-neutral electricity supply across our global footprint by 2050.</p> <p>In 2024, GF absolute Scope 1 and Scope 2 GHG emissions decreased more than 15% as compared to our 2020 baseline. We are on track to meet our 42% reduction goal by 2030.</p>	<p>Please see Sustainable manufacturing, pages 61–63.</p> <p>For additional detail please see our 2025 CDP submission.⁴⁹</p>

⁴⁹ GF's recent CDP disclosures can be accessed at our [website](#). GF's 2025 CDP disclosure can also be retrieved from our website once released to CDP.

GRI index

Statement of use: GF has reported in accordance with the GRI Standards for the period of January 1, 2024 through December 31, 2024

GRI 1 used: GRI: Foundation 2021

Applicable GRI Sector Standard(s): Not applicable

GRI Standard	Disclosure	Sustainability report section	Page number	Other reference/link	Direct disclosure/omission reason
General disclosures					
GRI 2: General Disclosures 2021	2-1 Organizational details	01 Company profile	4-5	2024 GF Annual Report Form 20-F , "Information on the Company," pages 39-46	
	2-2 Entities included in the organization's sustainability reporting	About this report	83		
	2-3 Reporting period, frequency and contact point	About this report	83		
	2-4 Restatements of information	GRI index direct disclosure	102		In figure 20 on page 76, 2022 supplier site self-assessment by commodity has been updated to a total of 180 from 181 in previous years. This was a result of updates to source data for "Outsourced manufacturing supplier sites" and "on-site services suppliers", resulting in a total decrease of one supplier site.
	2-5 External assurance	About this report	83		
	2-6 Activities, value chain and other business relationships	01 Company profile; 07 Technology for humanity	4-9 ; 36-38		
	2-7 Employees	Annex: People data	94-97		
	2-8 Workers who are not employees	Annex: People data	94-95		
	2-9 Governance structure and composition	04 Governance: GF governance framework; Annex: People data	18-20 ; 96-97	Corporate Governance Overview ; Corporate Governance Framework ; 2024 GF Annual Report Form 20-F , "Directors, Senior Management and Employees," pages 54-58, 61-62	



GRI Standard	Disclosure	Sustainability report section	Page number	Other reference/link	Direct disclosure/omission reason
GRI 2: General Disclosures 2021	2-10 Nomination and selection of the highest governance body	04 Governance: Board committees	18	GlobalFoundries Inc. Board of Directors Charter; Charter of the Nominating and Governance Committee of the Board of Directors	
	2-11 Chair of the highest governance body			2024 GF Annual Report Form 20-F , "Directors, Senior Management and Employees," pages 54-58	
	2-12 Role of the highest governance body in overseeing the management of impacts	04 Governance: GF governance framework; 04 Governance: Sustainability governance	18-19	Charter of the Audit, Risk and Compliance Committee of the Board of Directors; 2024 GF Annual Report Form 20-F , "Directors, Senior Management and Employees," pages 61-64	
	2-13 Delegation of responsibility for managing impacts	04 Governance: Sustainability governance	19	Corporate Governance Framework; 2024 GF Annual Report Form 20-F , "Directors, Senior Management and Employees," pages 54-58, 61-64	
	2-14 Role of the highest governance body in sustainability reporting	About this report	83		
	2-15 Conflicts of interest			GF Director Conflict of Interest Policy; 2024 GF Annual Report Form 20-F , "Key Information," pages 33-36; 2024 GF Annual Report Form 20-F , "Additional Information," pages 71-73	
	2-16 Communication of critical concerns	04 Governance: Ethics and compliance	20-22	Charter of the Audit, Risk and Compliance Committee of the Board of Directors	
	2-17 Collective knowledge of the highest governance body	04 Governance: Sustainability governance	19		





GRI Standard	Disclosure	Sustainability report section	Page number	Other reference/link	Direct disclosure/omission reason
	2-18 Evaluation of the performance of the highest governance body			Charter of the Nominating and Governance Committee of the Board of Directors , pages 3-4; 2024 GF Annual Report Form 20-F , "Directors, Senior Management and Employees," pages 63-64; 2024 GF Annual Report Form 20-F , "Corporate Governance," page 83	
	2-19 Remuneration policies			2024 GF Annual Report Form 20-F , "Directors, Senior Management and Employees," pages 58-61	
	2-20 Process to determine remuneration			People and Compensation Committee Charter ; 2024 GF Annual Report Form 20-F , "Directors, Senior Management and Employees," pages 58-61	
GRI 2: General Disclosures 2021	2-21 Annual total compensation ratio	GRI index direct disclosure	104		Omitted due to confidentiality: GF classifies this type of compensation information as confidential. As a "foreign private issuer" under the Securities laws of the United States and the rules of Nasdaq we are not legally obligated to disclose this data.
	2-22 Statement on sustainable development strategy	03 Sustainability priorities and strategy: GF's sustainability strategy	16		
	2-23 Policy commitments	04 Governance: Ethics and compliance; 05 Human rights: Our approach	20-22 ; 28	GF Worldwide Standards: Code of Conduct ; GF Global Human Rights Policy	
	2-24 Embedding policy commitments	04 Governance: Ethics and compliance; 05 Human rights: Our approach; 05 Human rights: Human rights risk assessments and audits; 05 Human rights: Human rights risk mapping	20-22 ; 28-30	GF Worldwide Standards: Code of Conduct ; GF Global Human Rights Policy	



GRI Standard	Disclosure	Sustainability report section	Page number	Other reference/link	Direct disclosure/omission reason
GRI 2: General Disclosures 2021	2-25 Processes to remediate negative impacts	04 Governance: Ethics and compliance; 05 Human rights: Our approach; 05 Human rights: Human rights risk assessments and audits; 05 Human rights: Human rights risk mapping	20-22; 28-30	GF Worldwide Standards: Code of Conduct; GF Global Human Rights Policy	
	2-26 Mechanisms for seeking advice and raising concerns	04 Governance: Ethics and compliance	21	EthicsPoint – GlobalFoundries	
	2-27 Compliance with laws and regulations	GRI index direct disclosure	105	2024 GF Annual Report Form 20-F , "Risks Related to our Business and Industry," pages 5-6; 2024 GF Annual Report Form 20-F , "The Cayman Islands Economic Substance Act may affect our operations," page 36	In 2024, GF was assessed a civil penalty in the amount of \$500,000 USD. This penalty was due to exporting items subject to Export Administration Regulations (EAR) to a company on the Bureau of Industry and Security (BIS) Entity list without authorization due to a single administrative error that occurred prior to the company being listed on the Entity list. GF self-disclosed this violation upon discovery.
					The Cayman Islands Tax Information Authority shall impose a penalty of CI \$10,000 (or US \$12,500) on a relevant entity for failing to satisfy the economic substance test. During 2022 and 2023, the Company received two notices of failure to satisfy the economic substance test for the 2020 financial year, each with a penalty of CI \$10,000 (or US \$12,500). During 2025, the Company received a notice of failure to satisfy the economic substance test for the 2021 financial year, and a further penalty of CI \$10,000 (or US \$12,500). The Company has paid the foregoing monetary penalties and taken appropriate remedial steps in 2022 and 2023 to satisfy the economic substance test.
	2-28 Membership associations	03 Sustainability priorities and strategy: GF stakeholders and engagement channels	14		
	2-29 Approach to stakeholder engagement	03 Sustainability priorities and strategy: GF stakeholders and engagement channels	13-14		
	2-30 Collective bargaining agreements	GRI index direct disclosure	105		At YE 2024, 11.6% of total GF employees are covered by CBAs. All employees under CBAs are located at our Dresden site.
Material topics					
GRI 3: Material Topics 2021	3-1 Process to determine material topics	Sustainability priorities and strategy: GF sustainability priorities	15		
	3-2 List of material topics	Sustainability priorities and strategy: GF sustainability priorities	15		

GRI Standard	Disclosure	Sustainability report section	Page number	Other reference/link	Direct disclosure/omission reason
Economic performance					
GRI 3: Material Topics 2021	3-3 Management of material topics	01 Company profile	4	2024 GF Annual Report Form 20-F	
	201-1 Direct economic value generated and distributed	01 Company profile	4	2024 GF Annual Report Form 20-F , "Financial Statements," pages F-5, F-6, F-7, F-8; GF Q4 2024 Earnings Presentation , page 5	
	201-2 Financial implications and other risks and opportunities due to climate change	10 Sustainable manufacturing: Climate risk mitigation – GF Journey to Zero Carbon; Annex: Climate related disclosures	61; 99-101	2024 GF Annual Report Form 20-F , "Key Information," pages 18-22, 29-30	
	201-3 Defined benefit plan obligations and other retirement plans			2024 GF Annual Report Form 20-F , "Financial Statements," page F-41	
GRI 201: Economic Performance 2016	201-4 Financial assistance received from government			2024 GF Annual Report Form 20-F , "Information on the Company," pages 41, 44-45; 2024 GF Annual Report Form 20-F , "Directors, Senior Management and Employees," pages 51-53; 2024 GF Annual Report Form 20-F , "Additional Information," pages 75-76; 2024 GF Annual Report Form 20-F , "Financial Statements," pages F-5, F-8, F-20, F-21, F-30, F-32, F-33	
Market presence					
GRI 3: Material Topics 2021	3-3 Management of material topics	08 People: Bringing on the best; 08 People: Compensation practices	40-42; 53		
	202-1 Ratios of standard entry level wage by gender compared to local minimum wage	GRI index direct disclosure	106		Across our major locations in the U.S., Germany and Singapore, our entry level average pay as a percent of minimum wage is more than 175% of the minimum wage. For other major countries where GF operates, our entry level average wage is more than twice the minimum wage.
GRI 202: Market Presence 2016	202-2 Proportion of senior management hired from the local community	GRI index direct disclosure	106		80.2% of VPs and above are hired from local community with "local community" defined as the country of operation.



GRI Standard	Disclosure	Sustainability report section	Page number	Other reference/link	Direct disclosure/omission reason
Anti-corruption					
GRI 3: Material Topics 2021	3-3 Management of material topics	03 Governance: Ethics and compliance	20-22		
GRI 205: Anti-corruption 2016	205-1 Operations assessed for risks related to corruption	GRI index direct disclosure	107		The company's Ethics & Compliance Office conducts and regularly updates an enterprise risk assessment that includes corruption-related risks. No significant risks related to corruption were identified in the most recent assessment.
	205-2 Communication and training about anti-corruption policies and procedures	03 Governance: Ethics and compliance	21-22		
	205-3 Confirmed incidents of corruption and actions taken	GRI index direct disclosure	107		Omitted due to confidentiality constraints - GF considers this data confidential.
Anti-competitive behavior					
GRI 3: Material Topics 2021	3-3 Management of material topics	03 Governance: Ethics and compliance	20-22		
GRI 206: Anti-competitive Behavior 2016	206-1 Legal actions for anti-competitive behavior, anti-trust, and monopoly practices	GRI index direct disclosure	107		None - GF is not involved in any ongoing investigations against GF related to anti-competitive, anti-trust or monopoly practices.
Energy					
GRI 3: Material Topics 2021	3-3 Management of material topics	10 Sustainable manufacturing: Our approach; 10 Sustainable manufacturing: Energy	58-59 ; 64		





GRI Standard	Disclosure	Sustainability report section	Page number	Other reference/link	Direct disclosure/omission reason
	302-1 Energy consumption within the organization	10 Sustainable manufacturing: Energy	64		Total energy consumption: 14,415,608* GJ (this includes energy consumption by the cogeneration plant at our Dresden Facility which came under the operational control of GF effective January 1, 2024). See Sustainable manufacturing references for electricity consumption.
	302-2 Energy consumption outside of the organization	Sustainable manufacturing: Climate risk mitigation – GF Journey to Zero Carbon	63		GF considers outside energy consumption as part of our quantification of our Scope 3 GHG emissions. Please refer to Sustainable manufacturing.
GRI 302: Energy 2016					
	302-3 Energy intensity	10 Sustainable manufacturing: Energy	64		
	302-4 Reduction of energy consumption	10 Sustainable manufacturing: Energy	64		
	302-5 Reductions in energy requirements of products and services	07 Technology for humanity	36-38		
Water and effluents					
GRI 3: Material Topics 2021	3-3 Management of material topics	10 Sustainable manufacturing: Our approach; 10 Sustainable manufacturing: Water	58-59 ; 65-68		
GRI 303: Water and Effluents 2018	303-1 Interactions with water as a shared resource	10 Sustainable manufacturing: Water	65-68		
	303-2 Management of water discharge-related impacts	10 Sustainable manufacturing: Water	67-68		

* Revised October 16, 2025: Total energy was revised to a lower value to correct a reporting error.



GRI Standard	Disclosure	Sustainability report section	Page number	Other reference/link	Direct disclosure/omission reason
GRI 303: Water and Effluents 2018	303-3 Water withdrawal	10 Sustainable manufacturing: Water	65-67		Total water withdrawal: 25,299 Thousand m ³ (this includes water withdrawal by the cogeneration plant at our Dresden Facility which came under the operational control of GF effective January 1, 2024). Water, specifically ultrapure water (UPW) is utilized in the complex semiconductor manufacturing process. GF sources (withdraws) water from third parties, but also has extensive water reclaim programs in place at our manufacturing facilities. Water withdrawn and reclaimed water contribute to make up UPW that is the key water stream used at semiconductor manufacturing. GF's UPW use was 31,040k m ³ in 2024, 31,934k m ³ in 2023, 27,590k m ³ in 2022 and 26,973k m ³ in 2021.
	303-4 Water discharge	10 Sustainable manufacturing: Water	67-68		Total water discharged: 21,252* Thousand m ³ (this includes water discharge by the cogeneration plant at our Dresden Facility which came under the operational control of GF effective January 1, 2024).
	303-5 Water consumption	10 Sustainable manufacturing: Water	68		Total water consumption: 4,048* Thousand m ³ (this includes water consumption by the cogeneration plant at our Dresden Facility which came under the operational control of GF effective January 1, 2024).

Emissions

GRI 3: Material Topics 2021	3-3 Management of material topics	10 Sustainable manufacturing: Our approach; 10 Sustainable manufacturing: Climate risk mitigation - GF Journey to Zero Carbon; 10 Sustainable manufacturing: Air emissions	59-60 ; 61-63 ; 71		
GRI 305: Emissions 2016	305-1 Direct (Scope 1) GHG emissions	10 Sustainable manufacturing: Climate risk mitigation - GF Journey to Zero Carbon	61-63		
	305-2 Energy indirect (Scope 2) GHG emissions	10 Sustainable manufacturing: Climate risk mitigation - GF Journey to Zero Carbon	61-63		
	305-3 Other indirect (Scope 3) GHG emissions	10 Sustainable manufacturing: Climate risk mitigation - GF Journey to Zero Carbon	63		
	305-4 GHG emissions intensity	10 Sustainable manufacturing: Climate risk mitigation - GF Journey to Zero Carbon	62		

* Revised October 13, 2025: 2024 water consumption was revised to a lower value and water discharge to a higher value to correct a reporting error. Total water withdrawal remains unchanged from the original report.

GRI Standard	Disclosure	Sustainability report section	Page number	Other reference/link	Direct disclosure/omission reason
GRI 305: Emissions 2016	305-5 Reduction of GHG emissions	10 Sustainable manufacturing: Climate risk mitigation – GF Journey to Zero Carbon	61-62		
	305-6 Emissions of ozone-depleting substances (ODS)	GRI index direct disclosure	110		GF does not use ODS in and does not release ODS from its manufacturing processes. Some GF fabs use a Montreal Protocol Annex C substance as a refrigerant in closed chillers in conformance with applicable laws and regulations.
	305-7 Nitrogen oxides (NOx), sulfur oxides (SOx), and other significant air emissions	GRI index direct disclosure	110		Our 2024 fabs' combined corrosive emissions were approximately 86,786 kg (this value is based on air emission measurements conducted annually at each fab). Our 2024 fabs' combined VOC emissions were approximately 87,188 kg (this value is based on air emission measurements conducted annually at each fab).
Spills					
GRI 3: Material Topics 2021	3-3 Management of material topics	10 Sustainable manufacturing: Our approach	58-59		
GRI 306: Effluents and Waste 2016	306-3 Significant spills	GRI index direct disclosure	110		None
Waste					
GRI 3: Material Topics 2021	3-3 Management of material topics	10 Sustainable manufacturing: Our approach; 10 Sustainable manufacturing: Waste	58-59 ; 69-70		
GRI 306: Waste 2020	306-1 Waste generation and significant waste-related impacts	10 Sustainable manufacturing: Waste	69		
	306-2 Management of significant waste-related impacts	10 Sustainable manufacturing: Waste	69-70		
	306-3 Waste generated	10 Sustainable manufacturing: Waste	69		
	306-4 Waste diverted from disposal	10 Sustainable manufacturing: Waste	70		
	306-5 Waste directed to disposal	10 Sustainable manufacturing: Waste	70		



GRI Standard	Disclosure	Sustainability report section	Page number	Other reference/link	Direct disclosure/omission reason
Supplier environmental assessment					
GRI 3: Material Topics 2021	3-3 Management of material topics	11 Responsible sourcing: Responsible supply chain	74-75		
GRI 308: Supplier Environmental Assessment 2016	308-1 New suppliers that were screened using environmental criteria	11 Responsible sourcing: Responsible supply chain	75		
	308-2 Negative environmental impacts in the supply chain and actions taken	11 Responsible sourcing: Responsible supply chain	76-79		
Employment					
GRI 3: Material Topics 2021	3-3 Management of material topics	08 People: Bringing on the best; 08 People: Rewards and wellbeing	40-41 ; 51-53		
	401-1 New employee hires and employee turnover	Annex: People data	97-98		
GRI 401: Employment 2016	401-2 Benefits provided to full-time employees that are not provided to temporary or part-time employees	08 People: Rewards and wellbeing	51-53		
	401-3 Parental leave	08 People: Rewards and wellbeing	53		
Labor/management relations					
GRI 3: Material Topics 2021	3-3 Management of material topics	08 People: Rewards and wellbeing	51-53		
GRI 402: Labor/Management Relations 2016	402-1 Minimum notice periods regarding operational changes	GRI index direct disclosure	111		We provide a minimum number of weeks' notice to employees prior to implementing significant operational changes that could substantially affect them in accordance with local requirements in the locations where we operate. We also have regular meetings with all employees via webcast, to provide information on business changes.



GRI Standard	Disclosure	Sustainability report section	Page number	Other reference/link	Direct disclosure/omission reason	
Occupational health and safety						
GRI 3: Material Topics 2021	3-3 Management of material topics	06 Health, safety and wellbeing: Our approach	32-34			
	403-1 Occupational health and safety management system	06 Health, safety and wellbeing: Our approach	32-33			
	403-2 Hazard identification, risk assessment, and incident investigation	06 Health, safety and wellbeing: Our approach	32-34			
	403-3 Occupational health services	06 Health, safety and wellbeing: Promoting health and wellbeing	34			
	403-4 Worker participation, consultation, and communication on occupational health and safety	06 Health, safety and wellbeing: Our approach	32-34			
	403-5 Worker training on occupational health and safety	06 Health, safety and wellbeing: Our approach	32-34			
	GRI 403: Occupational Health and Safety 2018	403-6 Promotion of worker health	06 Health, safety and wellbeing: Promoting health and wellbeing	34		
		403-7 Prevention and mitigation of occupational health and safety impacts directly linked by business relationships	06 Health, safety and wellbeing: Our approach	32-34		GF has full control over both the work and workplace at GF fabs.
		403-8 Workers covered by an occupational health and safety management system	06 Health, safety and wellbeing: Our approach	32		
		403-9 Work-related injuries	06 Health, safety and wellbeing: Safety performance in the workplace	33		Omitted: Data for 403-9 b.iii and 403-9 b.v. Information unavailable/incomplete. GF does not report data for b.iii. and b.v. because we do not have full access to data on hours worked by employees of supplier companies who perform work at GF premises.
403-10 Work-related ill health		GRI index direct disclosure	112		During 2024 GF recorded no cases of work-related ill health and no fatalities as a result of work-related ill health affecting GF employees or contractor employees performing work at GF fab sites.	



GRI Standard	Disclosure	Sustainability report section	Page number	Other reference/link	Direct disclosure/omission reason
Training and education					
GRI 3: Material Topics 2021	3-3 Management of material topics	08 People: Shape what's essential	40		
GRI 404: Training and Education 2016	404-1 Average hours of training per year per employee	08 People: Lifelong learning and technical expertise; Annex: People data	41 ; 98		
	404-2 Programs for upgrading employee skills and transition assistance programs	08 People: Lifelong learning and technical expertise; 08 People: Leadership development	41 ; 42-44		
	404-3 Percentage of employees receiving regular performance and career development reviews	People: Talent development	42		
Diversity and equal opportunity					
GRI 3: Material Topics 2021	3-3 Management of material topics	08 People: Inclusion and engagement	48-50		
GRI 405: Diversity and Equal Opportunity 2016	405-1 Diversity of governance bodies and employees	Annex: People data	96-97		
	405-2 Ratio of basic salary and remuneration of women to men	08 People: Compensation practices	53		
Freedom of association and collective bargaining					
GRI 3: Material Topics 2021	3-3 Management of material topics	05 Human rights; 11 Responsible sourcing: Responsible supply chain	28-30 ; 75-79		
GRI 407: Freedom of Association and Collective Bargaining 2016	407-1 Operations and suppliers in which the right to freedom of association and collective bargaining may be at risk	05 Human rights: Human rights risk assessments and audits; 05 Human rights: Human rights risk mapping; 11 Responsible sourcing: Responsible supply chain	29 ; 30 ; 75-79		





GRI Standard	Disclosure	Sustainability report section	Page number	Other reference/link	Direct disclosure/omission reason
Child labor					
GRI 3: Material Topics 2021	3-3 Management of material topics	05 Human rights; 11 Responsible sourcing: Responsible supply chain	28-30; 75-79		
GRI 408: Child Labor 2016	408-1 Operations and suppliers at significant risk for incidents of child labor	05 Human rights: Human rights risk assessments and audits; 05 Human rights: Human rights risk mapping; 11 Responsible sourcing: Responsible supply chain	29; 30; 75-79		
Forced or compulsory labor					
GRI 3: Material Topics 2021	3-3 Management of material topics	05 Human rights; 11 Responsible sourcing: Responsible supply chain	28-30; 75-79		
GRI 409: Forced or Compulsory Labor 2016	409-1 Operations and suppliers at significant risk for incidents of forced or compulsory labor	05 Human rights: Human rights risk assessments and audits; 05 Human rights: Human rights risk mapping; 11 Responsible sourcing: Responsible supply chain	29; 30; 75-79		
Local communities					
GRI 3: Material Topics 2021	3-3 Management of material topics	09 Community impact	55-56		
	413-1 Operations with local community engagement, impact assessments, and development programs	09 Community impact: GlobalGives; Annex: Site profiles	55-56; 87-92		
GRI 413: Local Communities 2016	413-2 Operations with significant actual and potential negative impacts on local communities	GRI index direct disclosure	114		No significant actual or potential impacts to local communities identified due to GF operations.





GRI Standard	Disclosure	Sustainability report section	Page number	Other reference/link	Direct disclosure/omission reason
Supplier social assessment					
GRI 3: Material Topics 2021	3-3 Management of material topics	11 Responsible sourcing: Responsible supply chain	75-79		
GRI 414: Supplier Social Assessment 2016	414-1 New suppliers that were screened using social criteria	11 Responsible sourcing: Responsible supply chain	76		
	414-2 Negative social impacts in the supply chain and actions taken	11 Responsible sourcing: Responsible supply chain	75-79		

SASB index

Topic	Accounting metric	Category	Unit of measure	Code	GF disclosure
Greenhouse gas emissions	(1) Gross global Scope 1 emissions and (2) amount of total emissions from perfluorinated compounds	Quantitative	Metric tons (t) CO ₂ e	TC-SC-110a.1	(1) 2024 Scope 1 GHG emissions: 989,127 MTCO ₂ e (see Figure 11 in section Sustainable manufacturing) (2) 2024 Scope 1 perfluorinated compounds emissions: 478,677 MTCO ₂ e. Perfluorinated compounds emissions provided here include PFCs (perfluorocarbons) such as CF ₄ , C ₂ F ₆ , C ₃ F ₈ , C ₄ F ₈ , as well as NF ₃ and SF ₆ , but not HFCs (hydrofluorocarbons), such as CH ₂ F ₂ and CHF ₃ .
	Discussion of long-term and short-term strategy or plan to manage Scope 1 emissions, emissions reduction targets, and an analysis of performance against those targets	Discussion and Analysis	n/a	TC-SC-110a.2	We disclose our GHG emissions reduction strategy, targets and performance against targets in section Sustainable manufacturing of the report and in the Annex: Climate related disclosures. Strategy: GF's Journey to Zero Carbon is our strategy to align with climate science and to mitigate medium- and long-term exposure to climate change and the related climate related risks. GF's Journey to Zero Carbon goal initially pledged to reduce our absolute Scope 1 and Scope 2 GHG emissions by 25% from 2021 to 2030. In April 2025 we accelerated our commitment to reduce absolute combined Scope 1 and Scope 2 GHG emissions by 42% from 2021 to 2030. Previously, in April 2024, we complemented our Journey to Zero Carbon goal with the announcement of our goal to achieve net-zero GHG emissions and utilize a 100% carbon-neutral power supply across our global footprint by 2050. For more information, refer to the "Climate risk mitigation - GF Journey to Zero Carbon" discussion within the Sustainable manufacturing section. Performance against targets We are on track to meet our Journey to Zero Carbon GHG reduction goals. In 2024, GF absolute Scope 1 and Scope 2 GHG emissions decreased more than 15% as compared to our 2020 baseline. At the same time, normalized 2024 Scope 1 and Scope 2 emissions decreased by 34% (see Figure 11 in the Sustainable manufacturing section). F-GHG emissions – which are the most relevant contribution to our Scope 1 emissions – decreased by nearly 40% as compared to their 2020 level.
Energy management in manufacturing	(1) Total energy consumed, (2) percentage grid electricity, (3) percentage renewable	Quantitative	Gigajoules (GJ), Percentage (%)	TC-SC-130a.1	(1) 14,415,608** GJ (2) 61.5% (3) 18.7% (total renewable share of energy includes grid portion of renewable electricity)
Water management	(1) Total water withdrawn, (2) total water consumed, percentage of each in regions with High or Extremely High Baseline Water Stress	Quantitative	Thousand cubic meters (m ³), Percentage (%)	TC-SC-140a.1	(1) 25,299 Thousand m ³ (2) 4,048* Thousand m ³ Zero percent of GF water withdrawal or consumption is in regions with high or extremely high baseline water stress per the World Resources Institute's (WRI) "Aqueduct Water Risk Atlas." (this includes water consumption by the cogeneration plant at our Dresden Facility which came under the operational control of GF effective January 1, 2024).

* Revised October 13, 2025: 2024 water consumption was revised to a lower value and water discharge to a higher value to correct a reporting error. Total water withdrawal remains unchanged from the original report.

** Revised October 16, 2025: Total energy was revised to a lower value to correct a reporting error.

Topic	Accounting metric	Category	Unit of measure	Code	GF disclosure
Waste management	(1) Amount of hazardous waste from manufacturing, (2) percentage recycled	Quantitative	Metric tons (t), Percentage (%)	TC-SC-150a.1	(1) 40,707 Metric tons (in combination with hazardous waste per applicable legal definitions, we also include the category "byproducts beneficially recycled and reused" in this total. This category is only applicable to our U.S. sites because reclaimed material is excluded from the U.S. EPA definition of hazardous waste.); (2) 67% (the rate combines the categories "recycled/reused" with "byproducts beneficially recycled and reused")
Employee health and safety	Description of efforts to assess, monitor, and reduce exposure of employees to human health hazards	Discussion and Analysis	n/a	TC-SC-320a.1	We disclose our management approach to employee safety and health in report section Health, safety and wellbeing, including our enterprise certification to ISO 45001.
	Total amount of monetary losses as a result of legal proceedings associated with employee health and safety violations	Quantitative	Reporting currency	TC-SC-320a.2	None (0 USD)
Recruiting and managing a global and skilled workforce	Percentage of employees that require a work visa	Quantitative	Percentage (%)	TC-SC-330a.1	GF is proud to employ a highly diverse, multicultural workforce across our global locations. 19% of our global workforce require a work visa. This includes employees not classified as "workers" (with "workers" being usually defined as hourly paid employees).
Product lifecycle management	Percentage of products by revenue that contain IEC 62474 declarable substances	Quantitative	Percentage (%)	TC-SC-410a.1	We disclose our management approach to product stewardship, including product material content compliance, in section Sustainable manufacturing . We do not disclose percentage of products by revenue that contain IEC 62474 declarable substances. All GF manufactured finished die patterned wafers comply with applicable regulatory requirements, including the EU Directive on restricted use of certain hazardous substances in electrical and electronic equipment (RoHS Directive), its sister directives in other jurisdictions, such as China RoHS, and other legislation that regulates substances contained in products (also called "articles"), the EU Regulation on Registration, Evaluation, and Authorization of Chemicals (REACH) as well as Toxic Substances Control Act (TSCA) provisions on the presence of designated substances in articles. All GF products must also meet the banned, restricted and declarable requirements of the the GF Specification for Banned, Restricted and Declarable Materials Management (FE-0033) which includes both regulatory and customer-driven requirement. Please see here for more information: https://gf.com/chemical-and-material-use/
	Processor energy efficiency at a system-level for: (1) servers, (2) desktops, and (3) laptops	Quantitative	Various, by product category	TC-SC-410a.2	We disclose our general management approach to product energy efficiency in report section Technology for humanity .

Topic	Accounting metric	Category	Unit of measure	Code	GF disclosure
Materials sourcing	Description of the management of risks associated with the use of critical materials	Discussion and Analysis	n/a	TC-SC-440a.1	<p>GF's approach to responsible sourcing of certain conflict minerals (3TG and cobalt) and to other minerals is described in section Responsible sourcing, subsection Responsible minerals sourcing.</p> <p>Securing and protecting the ongoing supply of strategic and critical materials and minerals ensures continuity in our manufacturing operations and most importantly, delivery to our clients. As such, GF's Global Supply Chain organization has implemented a rigorous business continuity planning (BCP) process that considers multiple factors of risk with corresponding proactive mitigation plans and actions. This BCP process is global in scope and is reviewed on a regular basis to maintain a constant state of readiness. Proactive measures are undertaken to ensure the protection of our supply both in the short and long term. We are not totally immune to global shortages, but our global footprint, with fabs on three continents, helps us to diversify our supply chain and gives us the flexibility to cross-qualify our fabs as well as leverage alternative sources for key supplies.</p>
Intellectual property protection and competitive behavior	Total amount of monetary losses as a result of legal proceedings associated with anticompetitive behavior regulations	Quantitative	Reporting currency	TC-SC-520a.1	None (0 USD)



GHG verification statement



VERIFICATION OPINION DECLARATION GREENHOUSE GAS EMISSIONS

To: The Stakeholders of GlobalFoundries

Apex Companies, LLC (Apex) was engaged to conduct an independent verification of the greenhouse gas (GHG) emissions reported by GlobalFoundries for the period stated below. This verification declaration applies to the related information included within the scope of work described below.

The determination of the GHG emissions is the sole responsibility of GlobalFoundries. GlobalFoundries is responsible for the preparation and fair presentation of the GHG emissions statement in accordance with the criteria. Apex's sole responsibility was to provide independent verification on the accuracy of the GHG emissions reported and on the underlying systems and processes used to collect, analyze and review the information. Apex is responsible for expressing an opinion on the GHG emissions statement based on the verification. Verification activities applied in a limited level of assurance verification are less extensive in nature, timing, and extent than in a reasonable level of assurance verification.

Boundaries of the reporting company GHG emissions covered by the verification:

- Operational Control
- Worldwide
- Exclusions:
 - Emissions associated with refrigerant losses (comfort cooling)

Types of GHGs: CO₂, N₂O, CH₄, NF₃, SF₆, HFCs, PFCs

GHG Emissions Statement:

- Scope 1:** 989,127 metric tons of CO₂ equivalent
- Scope 2 (Location-Based):** 729,414 metric tons of CO₂ equivalent
- Scope 2 (Market-Based):** 644,587 metric tons of CO₂ equivalent

Data and information supporting the Scope 1 and Scope 2 GHG emissions statement were historical in nature, but in some cases estimated.

Data and information supporting the Scope 1 and Scope 2 emissions statement were in some cases estimated rather than historical in nature.

Global Warming Potential (GWP) and emission factor data sets:

- GWP: Intergovernmental Panel on Climate Change (IPCC) Fourth Assessment Report (AR-4) and Fifth Assessment Report (AR-5)
- GHG Protocol Stationary Combustion Emission Factors from Cross Sector Tool
- IPCC Guidelines for Electronics Manufacturing 2019 - Emission Factors
- United States Environmental Protection Agency (USEPA) Emissions & Generation Resource Integrated Database (eGRID) (2023 data), 2025

WATER • ENVIRONMENTAL • HEALTH & SAFETY • COMPLIANCE & ASSURANCE • INFRASTRUCTURE
Apex Companies, LLC • (800) 733-2739 • www.apexcos.com

- Energy Market Authority, Singapore Government 2024
- European Environment Agency 2024
- Federal Environment Agency, German Government 2025
- India Climate Transparency Report 2022
- Institute for Global Environmental Strategies 2025
- Utility-specific emissions factors

Period covered by GHG emissions verification:

- January 1, 2024 to December 31, 2024

Criteria against which verification was conducted:

- World Resources Institute (WRI)/World Business Council for Sustainable Development (WBCSD) Greenhouse Gas (GHG) Protocol Corporate Accounting and Reporting Standard (Scope 1 and 2)

Reference Standard:

- ISO 14064-3 Second Edition 2019-04: Greenhouse gases -- Part 3: Specification with guidance for the verification and validation of greenhouse gas statements

Level of Assurance and Qualifications:

- Limited
- This verification used a materiality threshold of $\pm 5\%$ for aggregate errors in sampled data for each of the above indicators.

GHG Emissions Verification Methodology:

Evidence-gathering procedures included but were not limited to:

- Interviews with relevant personnel of GlobalFoundries;
- Review of documentary evidence produced by GlobalFoundries;
- Review of GlobalFoundries data and information systems and methodology for collection, aggregation, analysis and review of information used to determine GHG emissions; and
- Audit of sample of data used by GlobalFoundries to determine GHG emissions.

Verification Opinion:

Based on the process and procedures conducted, there is no evidence that the GHG emissions statement shown above:

- is not materially correct and is not a fair representation of the GHG emissions data and information; and
- has not been prepared in accordance with the WRI/WBCSD GHG Protocol Corporate Accounting and Reporting Standard (**Scope 1 and 2**).

It is our opinion that GlobalFoundries has established appropriate systems for the collection, aggregation and analysis of quantitative data for determination of these GHG emissions for the stated period and boundaries.





Statement of independence, impartiality and competence

Apex is an independent professional services company that specializes in Health, Safety, Social and Environmental management services including assurance with over 30 years history in providing these services.

No member of the verification team has a business relationship with GlobalFoundries, its Directors or Managers beyond that required of this assignment. We conducted this verification independently and to our knowledge there has been no conflict of interest.

Apex has implemented a Code of Ethics across the business to maintain high ethical standards among staff in their day-to-day business activities.

The verification team has extensive experience in conducting assurance over environmental, social, ethical and health and safety information, systems and processes, has over 20 years combined experience in this field and an excellent understanding of Apex's standard methodology for the verification of greenhouse gas emissions data.

Attestation:

Thomas U. Jones Lead Verifier
ESG Program Manager
Apex Companies, LLC
Tampa, Florida

Trevor Donaghu, Technical Reviewer
ESG Director
Apex Companies, LLC
Pleasant Hill, California

May 30, 2025

This verification opinion declaration, including the opinion expressed herein, is provided to GlobalFoundries and is solely for the benefit of GlobalFoundries in accordance with the terms of our agreement. We consent to the release of this declaration to the public or other organizations, but without accepting or assuming any responsibility or liability on our part to any other party who may have access to this declaration.

